
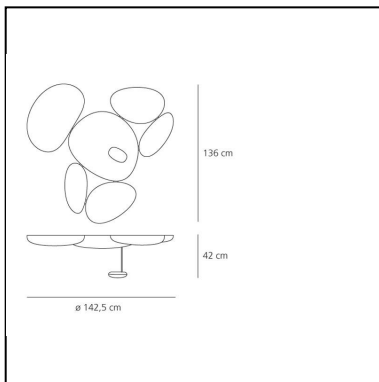


Skydro Ceiling Led 2700K

Ross Lovegrove



IP20    Dimmerable: 



LUMINAIRE

- Watt: **29W**
- Delivered lumen output: **1554lm**
- CCT: **2700K**
- Efficiency: **58%**
- Efficacy: **53.59lm/W**
- CRI: **90**
- Dimmable Typology: **Push**

Notes

Available in two versions: the first, in which the indirect light comes from a lighting unit integrated into the lamp, the second, in which the indirect light comes from a wall projector that is separate from the lamp. Skydro is a sectional unit that enables numerous elements to be added. To assemble the multiple units it needs - in addition to the basic units (with or without light source) - an assembly kit (template) and cable kits for the electrical connection.

DESCRIPTION

Ceiling lamp, a further development of the Hydro series. A series of pebbles forms a bright sky reflecting the light that bounces on its biomorphic surfaces.

FEATURES

- Product Code: **1245W10A**
- Colour: **Polished chrome**
- Installation: **Ceiling**
- Material: **Aluminium, steel, ABS**
- Series: **Design Collection**
- Environment: **Indoor**
- Emission: **Indirect**
- design by: **Ross Lovegrove**

DIMENSIONS

- Height: **1360 mm**
- Diameter: **1420 mm**
- Depth: **420 mm**
- Glow Wire Test: **960°C**

SOURCES INCLUDED

- Category: **Led**
- Number: **1**
- Watt: **29W**
- Color temperature (K): **2700K**
- CRI: **90**
- Color Tolerance: **MacAdam 2SDCM**

Accessories

NO
IMAGE
AVAILABLE

SKYDRO PLAFONE KIT MONTAGGIO MODULI
1235010A

NO
IMAGE
AVAILABLE


SKYDRO PLAFONE LED KIT CAVI COLLEG. 1246010A

NO
IMAGE
AVAILABLE

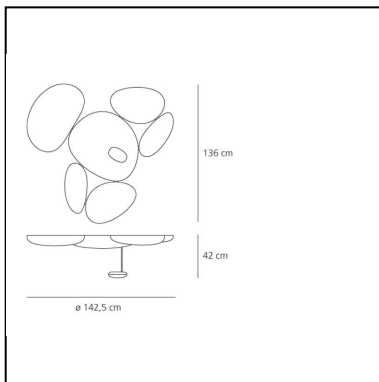
SKYDRO PLAFONE * 1234010A

Skydro Ceiling Led 3000K

Ross Lovegrove



IP20    Dimmerable: 



LUMINAIRE

- Watt: **29W**
- Delivered lumen output: **1662lm**
- CCT: **3000K**
- Efficiency: **58%**
- Efficacy: **57.31lm/W**
- CRI: **90**
- Dimmable Typology: **Push**

Notes

Available in two versions: the first, in which the indirect light comes from a lighting unit integrated into the lamp, the second, in which the indirect light comes from a wall projector that is separate from the lamp. Skydro is a sectional unit that enables numerous elements to be added. To assemble the multiple units it needs - in addition to the basic units (with or without light source) - an assembly kit (template) and cable kits for the electrical connection.

DESCRIPTION

Ceiling lamp, a further development of the Hydro series. A series of pebbles forms a bright sky reflecting the light that bounces on its biomorphic surfaces.

FEATURES

- Product Code: **1245110A**
- Colour: **Polished chrome**
- Installation: **Ceiling**
- Material: **Aluminium, steel, ABS**
- Series: **Design Collection**
- Environment: **Indoor**
- Emission: **Indirect**
- design by: **Ross Lovegrove**

DIMENSIONS

- Height: **1360 mm**
- Diameter: **1420 mm**
- Depth: **420 mm**
- Glow Wire Test: **960°C**

SOURCES INCLUDED

- Category: **Led**
- Number: **1**
- Watt: **29W**
- Delivered lumen output: **4230lm**
- Color temperature (K): **3000K**
- CRI: **90**
- Color Tolerance: **MacAdam 2SDCM**

Accessories

NO
IMAGE
AVAILABLE

SKYDRO PLAFONE KIT MONTAGGIO MODULI
1235010A

NO
IMAGE
AVAILABLE

SKYDRO PLAFONE LED KIT CAVI COLLEG. 1246010A

NO
IMAGE
AVAILABLE

SKYDRO PLAFONE * 1234010A