
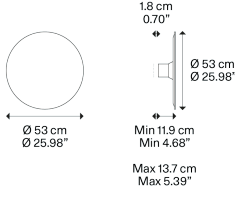









Puzzle Mega,
Design by Studio Italia Design

Model Puzzle Mega round small

Large geometric figures characterised by essential forms, which almost merge with the interior architecture when off, only to be surprisingly revealed as harmonies of light and shadow when lit. Matte finishes warm up the geometric panels of *Puzzle Mega*, liquid red, white, taupe and black paints that open many decorative possibilities, playing with harmonies and contrasts of colours and shapes. With *Puzzle Mega*, light gracefully decorates walls and ceilings.




Puzzle Mega round small	Light source	Structure: Metal	Diffuser: MDF	Code 2700 K	Code 3000 K
	LED 2700 K 3 x 15 W / 5250 lm 220–240 V CRI 92 MacAdam 3–Step	 Matte White – 9016	 Matte White – 9016	16741 1027	16741 1030
	LED 3000 K 3 x 15 W / 5550 lm 220–240 V CRI 92 MacAdam 3–Step	 Matte White – 9016 or  Matte White – 9016	 Matte Black – 9005  Taupe  Red		16741 2027
	LED included			16741 3927	16741 3930
				16741 6027	16741 6030

Net weight: 3.80 kg

Parcels: 2



IP20

Energy Saving 

Dim Triac 

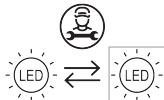


Energy efficiency class

F

Ecodesign Regulation

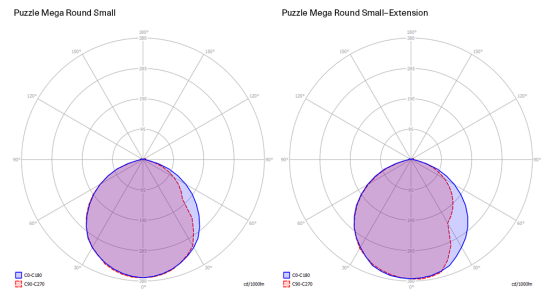
The LED-only light source contained in this fixture must only be replaced by the manufacturer, its support service or similarly qualified personnel.



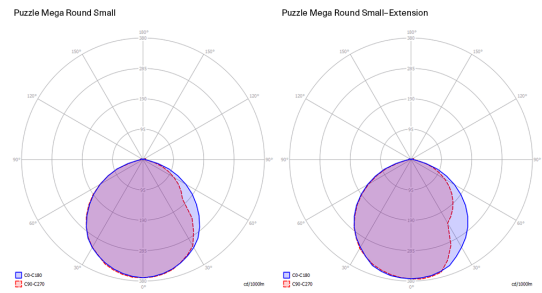
Puzzle Mega round small

LED
2700 K
3 × 15 W / 5250 lm
220–240 V
CRI 92
MacAdam 3–Step


Photometric data




LED
3000 K
3 × 15 W / 5550 lm
220–240 V
CRI 92
MacAdam 3–Step




Options of Puzzle Mega



Puzzle Mega round large



Puzzle Mega square small




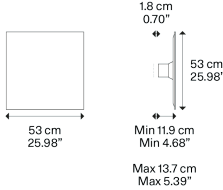
Puzzle Mega square large

Puzzle Mega,
Design by Studio Italia Design

Model Puzzle Mega square small

Large geometric figures characterised by essential forms, which almost merge with the interior architecture when off, only to be surprisingly revealed as harmonies of light and shadow when lit. Matte finishes warm up the geometric panels of *Puzzle Mega*, liquid red, white, taupe and black paints that open many decorative possibilities, playing with harmonies and contrasts of colours and shapes. With *Puzzle Mega*, light gracefully decorates walls and ceilings.



Puzzle Mega square small	Light source	Structure: Metal	Diffuser: MDF	Code 2700 K	Code 3000 K
	LED 2700 K 3 x 15 W / 5250 lm 220–240 V CRI 92 MacAdam 3–Step	<input type="radio"/> Matte White – 9016 <input type="radio"/> Matte White – 9016 <input type="radio"/> Matte White – 9016 <input type="radio"/> Matte White – 9016	<input type="radio"/> Matte White – 9016 <input type="radio"/> Matte Black – 9005 <input type="radio"/> Taupe <input type="radio"/> Red	16742 1027 16742 2027 16742 3927 16742 6027	16742 1030 16742 2030 16742 3930 16742 6030
	LED 3000 K 3 x 15 W / 5550 lm 220–240 V CRI 92 MacAdam 3–Step	<input type="radio"/> or <input type="radio"/>			

LED included

Net weight: 4.10 kg

Parcels: 2



IP20

Energy Saving

Dim Triac

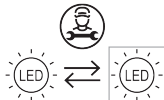


Energy efficiency class

F

Ecodesign Regulation

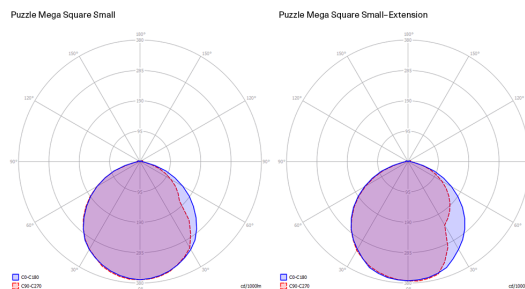
The LED-only light source contained in this fixture must only be replaced by the manufacturer, its support service or similarly qualified personnel.



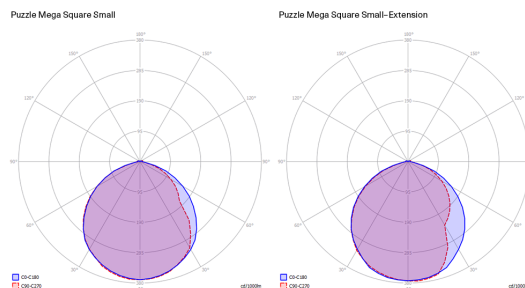
Puzzle Mega square small

LED
 2700 K
 3 x 15 W / 5250 lm
 220-240 V
 CRI 92
 MacAdam 3-Step


Photometric data




LED
 3000 K
 3 x 15 W / 5550 lm
 220-240 V
 CRI 92
 MacAdam 3-Step




Options of Puzzle Mega



Puzzle Mega round small



Puzzle Mega round large




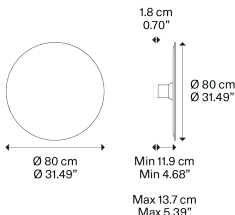
Puzzle Mega square large

Puzzle Mega,
Design by Studio Italia Design

Model Puzzle Mega round large

Large geometric figures characterised by essential forms, which almost merge with the interior architecture when off, only to be surprisingly revealed as harmonies of light and shadow when lit. Matte finishes warm up the geometric panels of *Puzzle Mega*, liquid red, white, taupe and black paints that open many decorative possibilities, playing with harmonies and contrasts of colours and shapes. With *Puzzle Mega*, light gracefully decorates walls and ceilings.



Puzzle Mega round large	Light source	Structure: Metal	Diffuser: MDF	Code 2700 K	Code 3000 K
	LED 2700 K 4 x 15 W / 7000 lm 220–240 V CRI 92 MacAdam 3–Step	<input type="radio"/> Matte White – 9016 <input type="radio"/> Matte White – 9016 <input type="radio"/> Matte White – 9016 <input type="radio"/> Matte White – 9016	<input type="radio"/> Matte White – 9016 <input type="radio"/> Matte Black – 9005 <input type="radio"/> Taupe <input type="radio"/> Red	16744 1027 16744 2027 16744 3927 16744 6027	16744 1030 16744 2030 16744 3930 16744 6030
	LED 3000 K 4 x 15 W / 7400 lm 220–240 V CRI 92 MacAdam 3–Step LED included	<input type="radio"/> or <input type="radio"/>			

Net weight: 7.20 kg

Parcels: 2



IP20

Energy Saving

Dim Triac



Energy efficiency class

F

Ecodesign Regulation

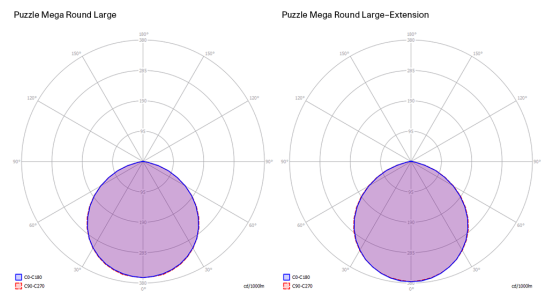
The LED-only light source contained in this fixture must only be replaced by the manufacturer, its support service or similarly qualified personnel.



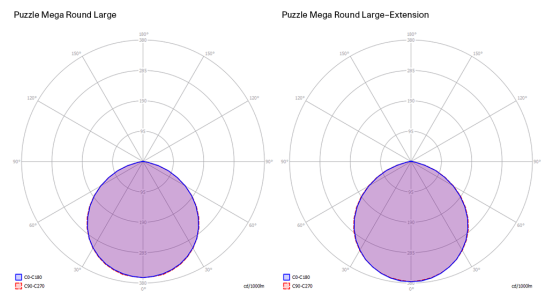
Puzzle Mega round large

LED
2700 K
4 × 15 W / 7000 lm
220–240 V
CRI 92
MacAdam 3–Step


Photometric data




LED
3000 K
4 × 15 W / 7400 lm
220–240 V
CRI 92
MacAdam 3–Step




Options of Puzzle Mega



Puzzle Mega round small



Puzzle Mega square small




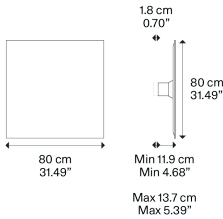
Puzzle Mega square large

Puzzle Mega,
Design by Studio Italia Design

Model Puzzle Mega square large

Large geometric figures characterised by essential forms, which almost merge with the interior architecture when off, only to be surprisingly revealed as harmonies of light and shadow when lit. Matte finishes warm up the geometric panels of *Puzzle Mega*, liquid red, white, taupe and black paints that open many decorative possibilities, playing with harmonies and contrasts of colours and shapes. With *Puzzle Mega*, light gracefully decorates walls and ceilings.




Puzzle Mega square large	Light source	Structure: Metal	Diffuser: MDF	Code 2700 K	Code 3000 K	
	LED 2700 K 4 x 15 W / 7000 lm 220–240 V CRI 92 MacAdam 3–Step	<input type="radio"/> Matte White – 9016 <input type="radio"/> Matte White – 9016 <input type="radio"/> Matte White – 9016 <input type="radio"/> Matte White – 9016	<input type="radio"/> Matte White – 9016 <input type="radio"/> Matte Black – 9005 <input type="radio"/> Taupe <input type="radio"/> Red	16745 1027	16745 1030	
	<input type="radio"/> or LED 3000 K 4 x 15 W / 7400 lm 220–240 V CRI 92 MacAdam 3–Step				16745 2027	16745 2030
					16745 3927	16745 3930
					16745 6027	16745 6030
	LED included					

Net weight: 8.80 kg

Parcels: 2



IP20

Energy Saving 

Dim Triac 

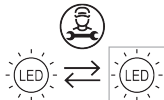


Energy efficiency class

F

Ecodesign Regulation

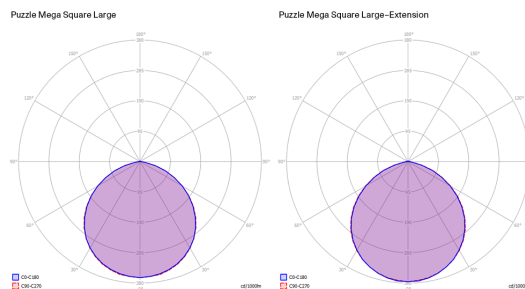
The LED-only light source contained in this fixture must only be replaced by the manufacturer, its support service or similarly qualified personnel.



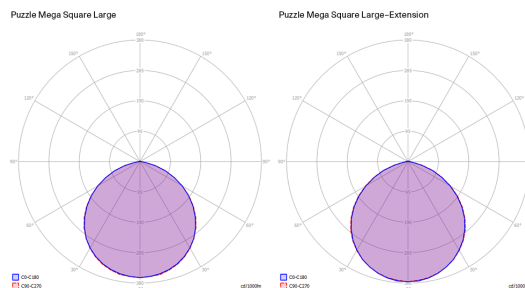
Puzzle Mega square large

LED
 2700 K
 4 x 15 W / 7000 lm
 220-240 V
 CRI 92
 MacAdam 3-Step


Photometric data




LED
 3000 K
 4 x 15 W / 7400 lm
 220-240 V
 CRI 92
 MacAdam 3-Step




Options of Puzzle Mega



Puzzle Mega round small



Puzzle Mega round large



Puzzle Mega square small