


Puzzle,
Design by Studio Italia Design

Model Puzzle single square

Essential forms in metal, square and rectangular, which seem to disappear in the ceiling or wall. In Puzzle lamps, light becomes the feature element of living spaces, creating soft, geometric effects.



Puzzle single square	Light source	Structure: Metal	Code 2700 K	Code 3000 K
	LED 2700 K 15 W / 1750 lm 220–240 V CRI 92 MacAdam 3–Step	Matte White – 9016	14641 1027	14641 1030
	LED 3000 K 15 W / 1850 lm 220–240 V CRI 92 MacAdam 3–Step	Matte Black – 9005	14641 2027	14641 2030
	or			
	LED included			

Net weight: 1.16 kg

Parcels: 1



IP20

Energy Saving

Dim Triac

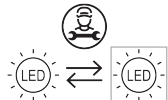


Energy efficiency class

F

Ecodesign Regulation

The LED-only light source contained in this fixture must only be replaced by the manufacturer, its support service or similarly qualified personnel.

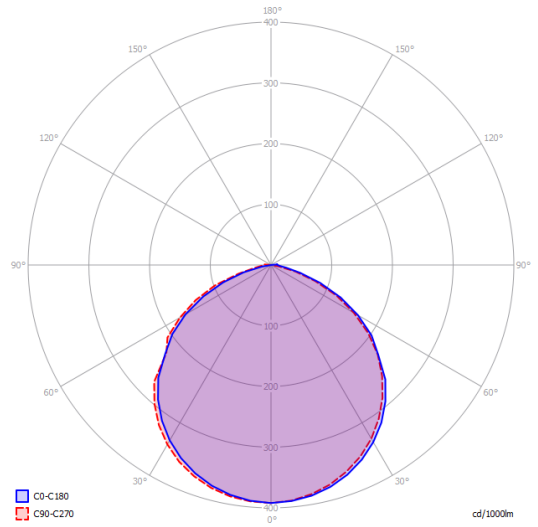


LODES

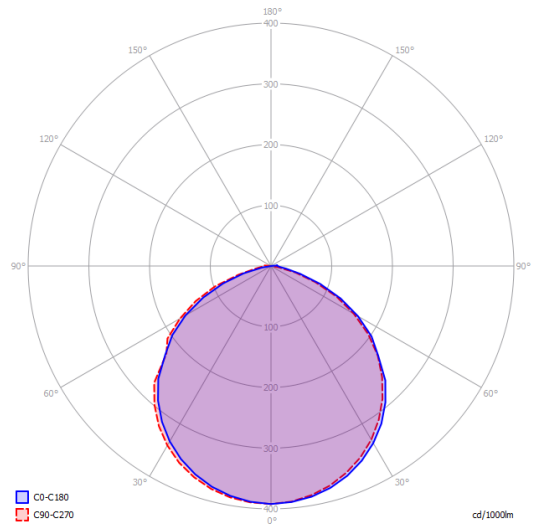
Puzzle single square

LED
 2700 K
 15 W / 1750 lm
 220–240 V
 CRI 92
 MacAdam 3–Step


Photometric data



LED
 3000 K
 15 W / 1850 lm
 220–240 V
 CRI 92
 MacAdam 3–Step



Options of Puzzle



Puzzle double square




Puzzle square & rectangle

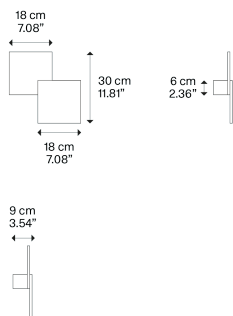
Puzzle,
Design by Studio Italia Design

Model Puzzle double square

Essential forms in metal, square and rectangular, which seem to disappear in the ceiling or wall. In Puzzle lamps, light becomes the feature element of living spaces, creating soft, geometric effects.



Puzzle double square



Light source

LED
2700 K
2 x 15 W / 3500 lm
220–240 V
CRI 92
MacAdam 3–Step

or

LED
3000 K
2 x 15 W / 3700 lm
220–240 V
CRI 92
MacAdam 3–Step

LED included

Structure: Metal

● Matte White – 9016

● Matte Black – 9005

Code 2700 K

14642 1027

14642 2027

Code 3000 K

14642 1030

14642 2030

Net weight: 2.00 kg

Parcels: 1



IP20

Energy Saving

Dim Triac



Energy efficiency class

F

Ecodesign Regulation

The LED-only light source contained in this fixture must only be replaced by the manufacturer, its support service or similarly qualified personnel.

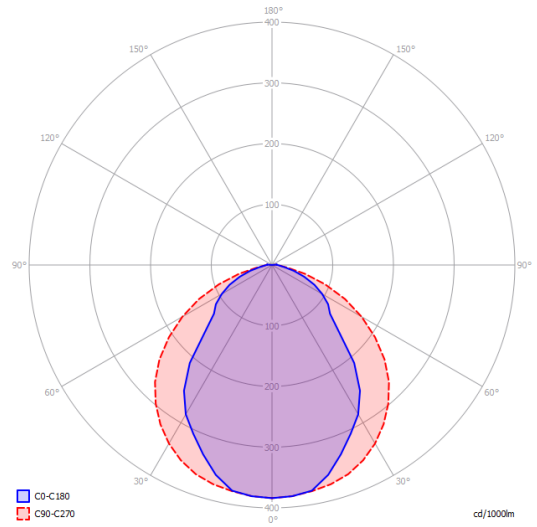


LODES

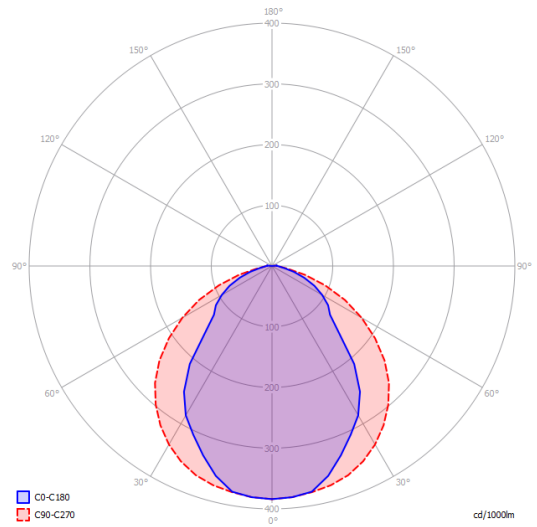
Puzzle double square

LED
 2700 K
 2 x 15 W / 3500 lm
 220-240 V
 CRI 92
 MacAdam 3-Step


Photometric data



LED
 3000 K
 2 x 15 W / 3700 lm
 220-240 V
 CRI 92
 MacAdam 3-Step



Options of Puzzle



Puzzle single square



Puzzle square & rectangle

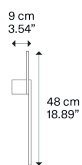
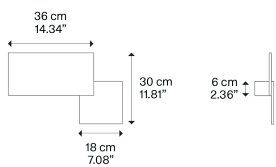
Puzzle,
Design by Studio Italia Design

Model Puzzle square & rectangle

Essential forms in metal, square and rectangular, which seem to disappear in the ceiling or wall. In Puzzle lamps, light becomes the feature element of living spaces, creating soft, geometric effects.



Puzzle square & rectangle



Light source

LED
2700 K
2 x 15 W / 3500 lm
220–240 V
CRI 92
MacAdam 3–Step

or

LED
3000 K
2 x 15 W / 3700 lm
220–240 V
CRI 92
MacAdam 3–Step

LED included

Structure: Metal

● Matte White – 9016

● Matte Black – 9005

Code 2700 K

14643 1027

14643 2027

Code 3000 K

14643 1030

14643 2030

Net weight: 2.91 kg

Parcels: 1



IP20

Energy Saving

Dim Triac



Energy efficiency class

F

Ecodesign Regulation

The LED-only light source contained in this fixture must only be replaced by the manufacturer, its support service or similarly qualified personnel.

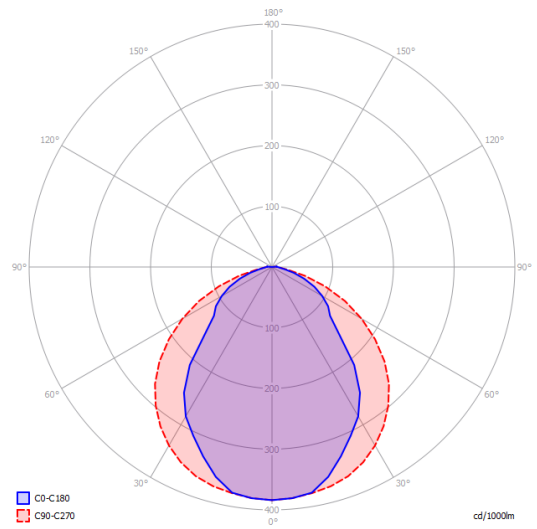


LODES

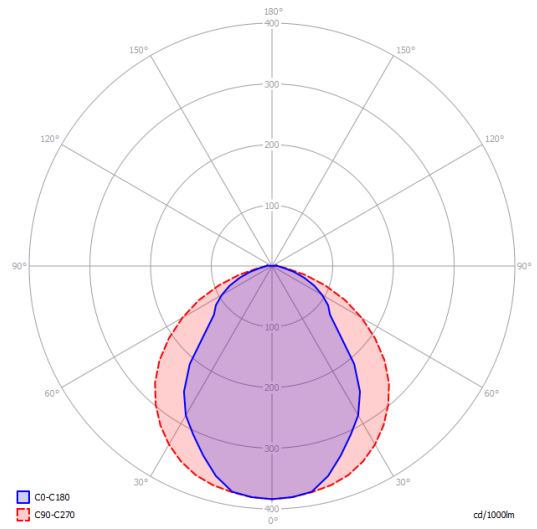
Puzzle square & rectangle

LED
 2700 K
 2 x 15 W / 3500 lm
 220-240 V
 CRI 92
 MacAdam 3-Step


Photometric data




LED
 3000 K
 2 x 15 W / 3700 lm
 220-240 V
 CRI 92
 MacAdam 3-Step



Options of Puzzle



Puzzle single square



Puzzle double square