


NUVOLA WALL CEILING MINOR

Mario Bellini

Mario Bellini designed Nuvola in 1974 for 'Pianeta Ufficio'. A metaphysical collection of strong visual impact, made in rotational moulding for a 360° light diffusion.



LED H25

LAMPING

Source	linear LED
Total power	45W
Emission	diffused
Switching	dimmable 1-10V
Tension	110-240V
Color temperature	2700K
Luminous flux	3000lm
Typ CRI	85
IP class	20
Net lamp weight	4,5 kg

Codes

NUM LWW 31

Structure

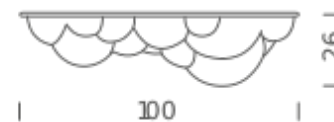
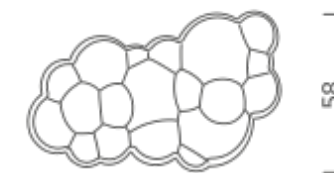
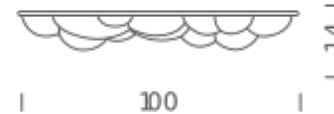
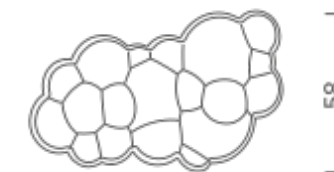
white

PACKAGE

Package 01

Dimension: 110x66x51 cm / Gross weight: 5,5 kg

Certificazioni



LED H14

LAMPING

Source	linear LED
Total power	45W
Emission	diffused
Switching	dimmable 1-10V
Tension	110-240V
Color temperature	2700K
Luminous flux	3000lm
Typ CRI	85
IP class	20
Notes	DALI version on request
Net lamp weight	4,5 kg

Codes

NUM LWW 32

Structure

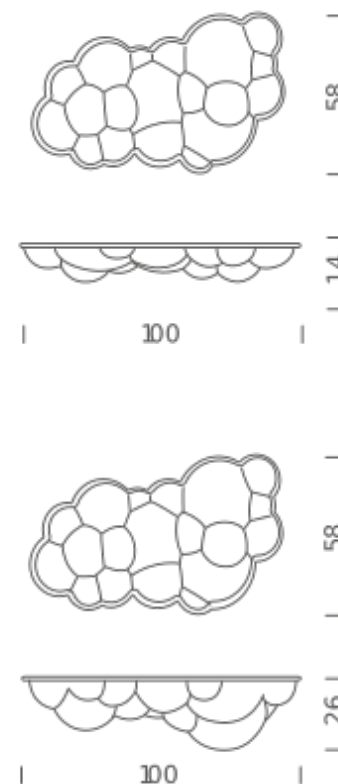
white

PACKAGE

Package 01

Dimension: 110x66x51 cm / Gross weight: 5,5 kg


Certificazioni



NUVOLA WALL CEILING

Mario Bellini

Mario Bellini designed Nuvola in 1974 for 'Pianeta Ufficio'. A metaphysical collection of strong visual impact, made in rotational moulding for a 360° light diffusion.



LED H20

LAMPING

Source	linear LED
Total power	66W
Emission	diffused
Switching	dimmable 1-10V
Tension	110-240V
Color temperature	2700K
Luminous flux	4500lm
Typ CRI	85
Materials	polyethylene
Notes	
Net lamp weight	11 kg

Codes

NUV LWW 33

Structure

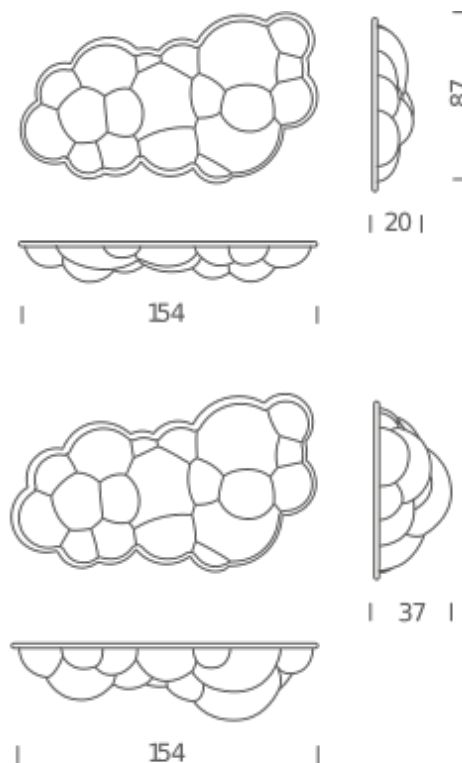
white

PACKAGE

Package 01

Dimension: 94x167x40 cm / Gross weight: 19 kg

Certificazioni



LED H37

LAMPING

Source	linear LED
Total power	66W
Emission	diffused
Switching	dimmable 1-10V
Tension	110-240V
Color temperature	2700K
Luminous flux	4500lm
Typ CRI	85
IP class	20
Materials	polyethylene
Net lamp weight	11 kg

Codes

NUV LWW 34

Structure

white

PACKAGE

Package 01

Dimension: 94x167x53 cm / Gross weight: 19 kg

Certificazioni

