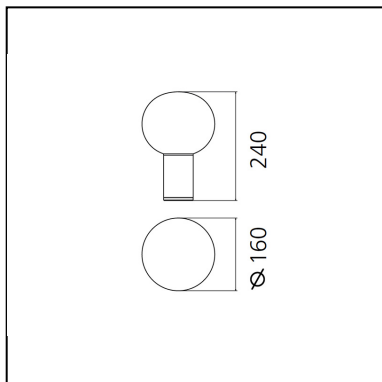


# Laguna 16 Table - Satin Brass

Matteo Thun & Partners



IP20  



## LUMINAIRE

- Watt: **8W**
- Voltage: **220-240V**
- Delivered lumen output: **369lm**
- Efficiency: **79%**
- Efficacy: **73.86lm/W**
- CRI: **80**

## DESCRIPTION

A cylindrical base accommodates the light source, concealing it while supporting the blown glass diffuser. The blown milk glass with plate-glass shading makes it possible to achieve a soft light on the work surface or the wall and a higher-performing light towards the room.

## FEATURES

- Product Code: **1800140A**
- Colour: **Satin brass**
- Installation: **Table**
- Material: **Blown glass, aluminium**
- Series: **Design Collection**
- design by: **Matteo Thun & Partners**

## DIMENSIONS

- Height: **240 mm**
- Diameter: **160 mm**
- Base Diameter: **65 mm**
- Glow Wire Test: **750°C**

## SOURCES NOT INCLUDED

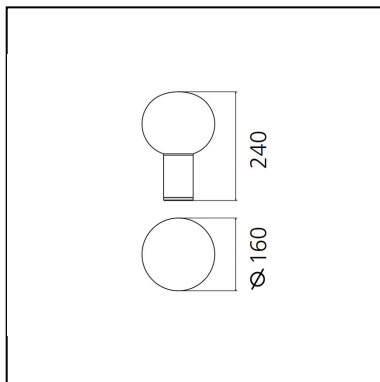
- Category: **LED RETROFIT**
- Number: **1**
- Watt: **8W**
- Socket: **E14**

# Laguna 16 Table - Satin Bronze

Matteo Thun & Partners



IP20  



## LUMINAIRE

- Watt: **8W**
- Voltage: **220-240V**
- Delivered lumen output: **369lm**
- Efficiency: **79%**
- Efficacy: **73.86lm/W**
- CRI: **80**

## DESCRIPTION

A cylindrical base accommodates the light source, concealing it while supporting the blown glass diffuser. The blown milk glass with plate-glass shading makes it possible to achieve a soft light on the work surface or the wall and a higher-performing light towards the room.

## FEATURES

- Product Code: **1800160A**
- Colour: **Satin Bronze**
- Installation: **Table**
- Material: **Blown glass, aluminium**
- Series: **Design Collection**
- design by: **Matteo Thun & Partners**

## DIMENSIONS

- Height: **240 mm**
- Diameter: **160 mm**
- Base Diameter: **65 mm**
- Glow Wire Test: **750°C**

## SOURCES NOT INCLUDED

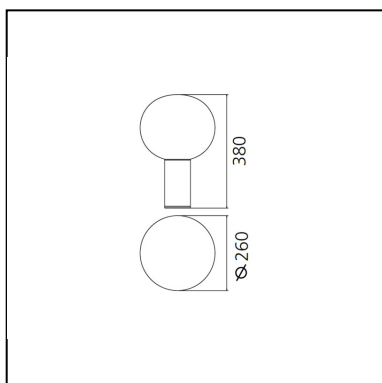
- Category: **LED RETROFIT**
- Number: **1**
- Watt: **8W**
- Socket: **E14**

# Laguna 26 Table - Satin Brass

Matteo Thun & Partners



IP20  



## LUMINAIRE

- Watt: **20W**
- Voltage: **220-240V**
- Delivered lumen output: **1566lm**
- Efficiency: **79%**
- Efficacy: **92.11lm/W**
- CRI: **80**
- Dimmer Typology: **Microswitch Dimmer**

## DESCRIPTION

A cylindrical base accommodates the light source, concealing it while supporting the blown glass diffuser. The blown milk glass with plate-glass shading makes it possible to achieve a soft light on the work surface or the wall and a higher-performing light towards the room.

## FEATURES

- Product Code: **1805140A**
- Colour: **Satin brass**
- Installation: **Table**
- Material: **Blown glass, aluminium**
- Series: **Design Collection**
- design by: **Matteo Thun & Partners**

## DIMENSIONS

- Height: **383 mm**
- Diameter: **260 mm**
- Base Diameter: **90 mm**
- Glow Wire Test: **750°C**

## SOURCES NOT INCLUDED

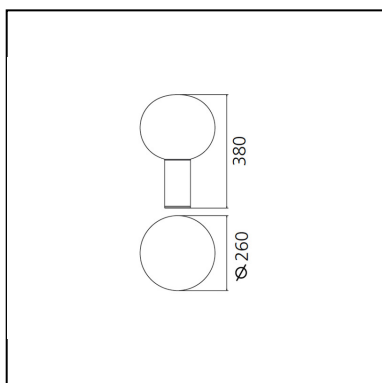
- Category: **LED RETROFIT**
- Number: **1**
- Watt: **20W**
- Socket: **E27**

# Laguna 26 Table - Satin Bronze

Matteo Thun & Partners



IP20  



## LUMINAIRE

- Watt: **20W**
- Voltage: **220-240V**
- Delivered lumen output: **1566lm**
- Efficiency: **79%**
- Efficacy: **92.11lm/W**
- CRI: **80**
- Dimmer Typology: **Microswitch Dimmer**

## DESCRIPTION

A cylindrical base accommodates the light source, concealing it while supporting the blown glass diffuser. The blown milk glass with plate-glass shading makes it possible to achieve a soft light on the work surface or the wall and a higher-performing light towards the room.

## FEATURES

- Product Code: **1805160A**
- Colour: **Satin Bronze**
- Installation: **Table**
- Material: **Blown glass, aluminium**
- Series: **Design Collection**
- design by: **Matteo Thun & Partners**

## DIMENSIONS

- Height: **383 mm**
- Diameter: **260 mm**
- Base Diameter: **90 mm**
- Glow Wire Test: **750°C**

## SOURCES NOT INCLUDED

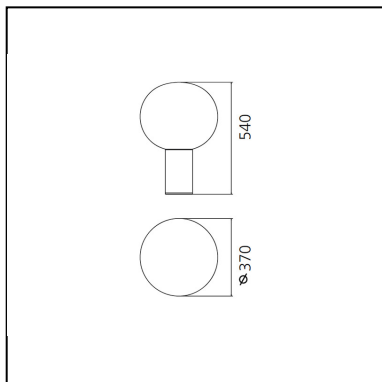
- Category: **LED RETROFIT**
- Number: **1**
- Watt: **20W**
- Socket: **E27**

# Laguna 37 Table - Satin Brass

Matteo Thun & Partners



IP20  



## LUMINAIRE

- Watt: **20W**
- Voltage: **220-240V**
- Delivered lumen output: **1507lm**
- Efficiency: **76%**
- Efficacy: **88.66lm/W**
- CRI: **80**
- Dimmer Typology: **Microswitch Dimmer**

## DESCRIPTION

A cylindrical base accommodates the light source, concealing it while supporting the blown glass diffuser. The blown milk glass with plate-glass shading makes it possible to achieve a soft light on the work surface or the wall and a higher-performing light towards the room.

## FEATURES

- Product Code: **1809140A**
- Colour: **Satin brass**
- Installation: **Table**
- Material: **Blown glass, aluminium**
- Series: **Design Collection**
- design by: **Matteo Thun & Partners**

## DIMENSIONS

- Height: **541 mm**
- Diameter: **370 mm**
- Base Diameter: **130 mm**
- Glow Wire Test: **750°**

## SOURCES NOT INCLUDED

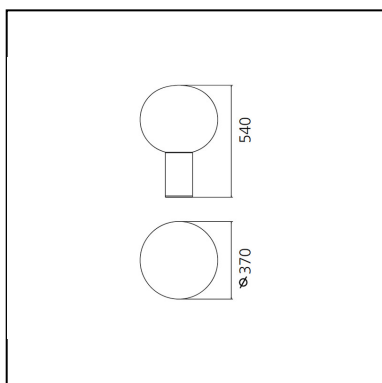
- Category: **LED RETROFIT**
- Number: **1**
- Watt: **20W**
- Socket: **E27**

# Laguna 37 Table - Satin Bronze

Matteo Thun & Partners



IP20  



## LUMINAIRE

- Watt: **20W**
- Voltage: **220-240V**
- Delivered lumen output: **1507lm**
- Efficiency: **76%**
- Efficacy: **88.66lm/W**
- CRI: **80**
- Dimmer Typology: **Microswitch Dimmer**

## DESCRIPTION

A cylindrical base accommodates the light source, concealing it while supporting the blown glass diffuser. The blown milk glass with plate-glass shading makes it possible to achieve a soft light on the work surface or the wall and a higher-performing light towards the room.

## FEATURES

- Product Code: **1809160A**
- Colour: **Satin Bronze**
- Installation: **Table**
- Material: **Blown glass, aluminium**
- Series: **Design Collection**
- design by: **Matteo Thun & Partners**

## DIMENSIONS

- Height: **541 mm**
- Diameter: **370 mm**
- Base Diameter: **130 mm**
- Glow Wire Test: **750°**

## SOURCES NOT INCLUDED

- Category: **LED RETROFIT**
- Number: **1**
- Watt: **20W**
- Socket: **E27**