

IVY 3 PENDANT

Inspired by new plants in the spring growing towards the light, the organic curve of the bronze metal stem is soft and sculptural and is complemented by the hand blown glass shades.

FINISH

bronze with satin brass details
smoked glass shades
IVYPE3BZSG

bronze with satin brass details
opal glass shades
IVYPE3BZGO

SUSPENSION

drop rod with ceiling box

please specify the required overall drop from the ceiling to the bottom of the fitting (see overleaf)

BULBS

240v - 3 x E14, 25w max (or 4.5w LED 2700k)
120v - 3 x E12, 25w max (or 4.5w LED 2700k)
(no bulbs supplied)

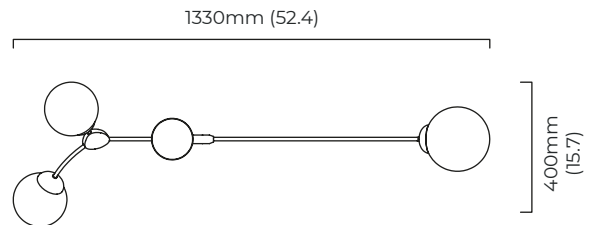
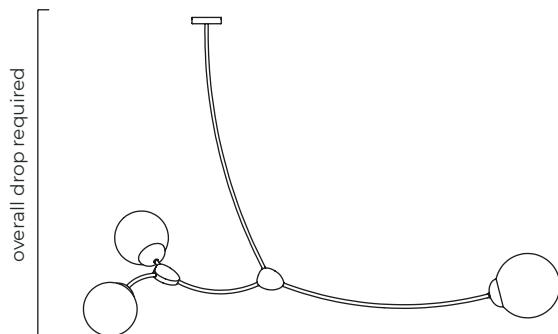
WEIGHT

5kg (11lbs)

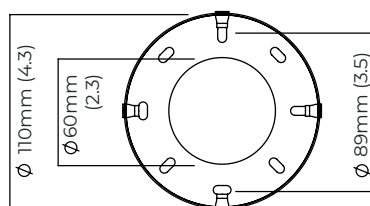
CERTIFICATION



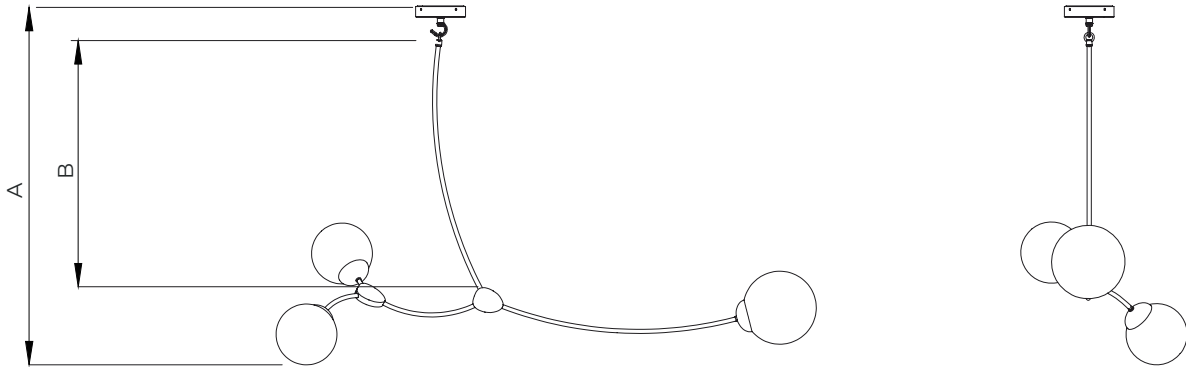
E492308



mounting plate dimensions



DROP ROD CONFIGURATIONS




A (overall drop) mm	B (drop rod length) mm
545	250
595	300*
645	350*
695	400*
795	500*
845	550*
895	600
945	650*
1045	750*
1095	800
1145	850*
1245	950*
1295	1000*
1345	1050*

A (overall drop) inches	B (drop rod length) inches
21.5	10
23.5	12*
25	14*
27	16*
31	19*
33	22*
35	23.5
37	25.5*
41	30*
43	31.5
45	33.5*
49	37.5*
51	39*
53	41*

Important information: drop rod length can not be adjusted on site.

* Certain lengths require multiple drop rod sections to achieve the overall drop of the light (see below).

*For any light specified with overall drop more than 1480mm in total, the suspension will be consisted of a straight drop rod section and curved section (example below).



IVY 4 PENDANT

Inspired by new plants in the spring growing towards the light, the organic curve of the bronze metal stem is soft and sculptural and is complemented by the hand blown glass shades.

FINISH

bronze with satin brass details
smoked glass shades
IVYPE4BZSG

bronze with satin brass details
opal glass shades
IVYPE4BZGO

SUSPENSION

drop rod with ceiling box

please specify the required overall drop from the ceiling to the bottom of the fitting

BULBS

240v - 4 x E14, 25w max (or 4.5w LED 2700k)
120v - 4 x E12, 25w max (or 4.5w LED 2700k)
(no bulbs supplied)

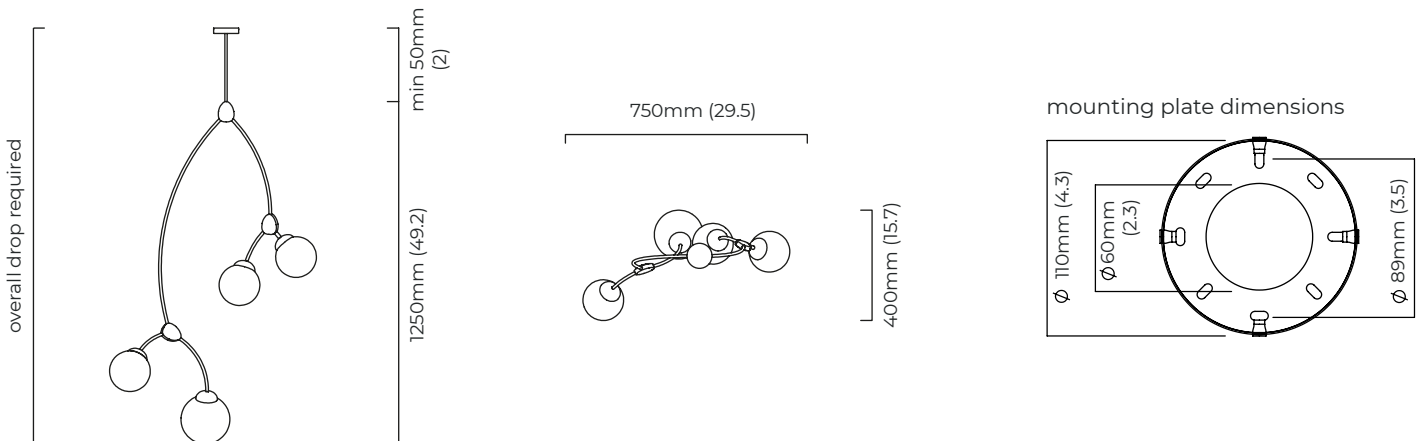
WEIGHT

6kg (13.2lbs)

CERTIFICATION



E492308



IVY 8 PENDANT

Inspired by new plants in the spring growing towards the light, the organic curve of the bronze metal stem is soft and sculptural and is complemented by the hand blown glass shades.

FINISH

bronze with satin brass details
smoked glass shades
IVYPE8BZSC

bronze with satin brass details
opal glass shades
IVYPE8BZGO

SUSPENSION

drop rod with ceiling box

please specify the required overall drop from the ceiling to the bottom of the fitting (see overleaf)

BULBS

240v - 8 x E14, 25w max (or 4.5w LED 2700k)
120v - 8 x E12, 25w max (or 4.5w LED 2700k)
(no bulbs supplied)

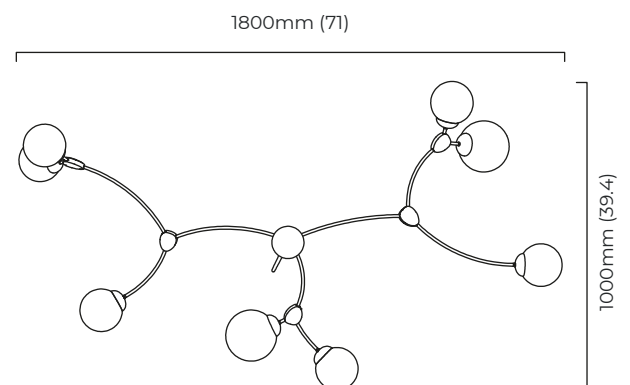
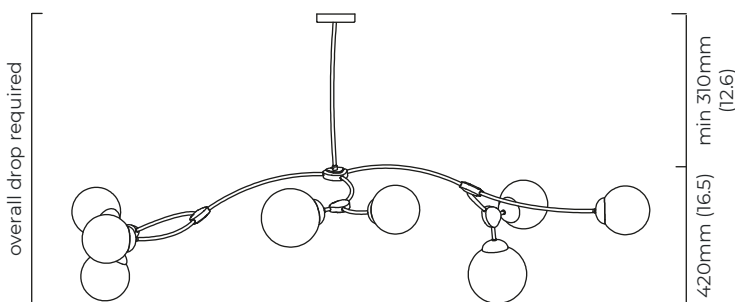
WEIGHT

12kg (26.5lbs)

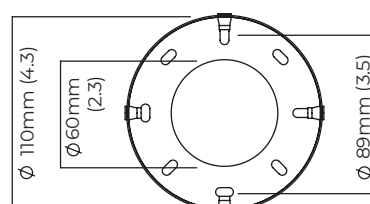
CERTIFICATION



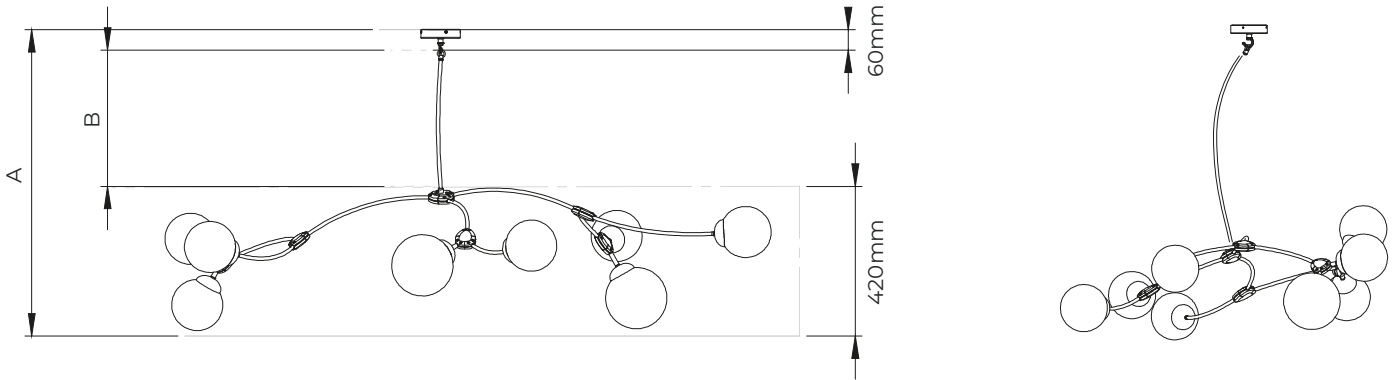
E492308



mounting plate dimensions



DROP ROD CONFIGURATIONS



A (overall drop) mm	B (drop rod length) mm
730	250
780	300*
880	400
930	450*
980	500*
1030	550*
1080	600
1130	650*
1230	750*
1280	800
1330	850*
1430	950*
1480	1000*

A (overall drop) inches	B (drop rod length) inches
29	10
31	12*
35	16
36	18*
38	19*
41	22*
42	23
44	25*
49	30*
50	31
52	33*
56	37*
58	39*

Important information: drop rod length can not be adjusted on site.

* Certain lengths require multiple drop rod sections to achieve the overall drop of the light (see below).

*For any light specified with overall drop more than 1480mm in total, the suspension will be consisted of a straight drop rod section and curved section (example below).

