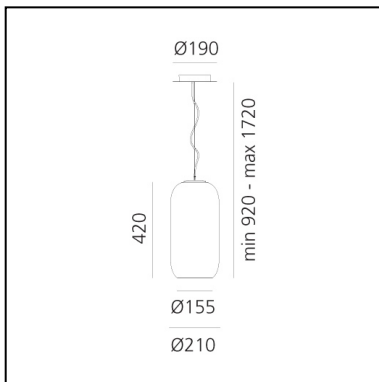


Gople - Black/Blue

BIG - Bjarke Ingels Group



IP20    Dimmerable: 



LUMINAIRE

- Watt: **17W**
- Delivered lumen output: **1176lm**
- Efficiency: **59%**
- Efficacy: **69.18lm/W**
- CRI: **80**

Notes

DESCRIPTION

Gople's elementary shape enhances the beauty of the hand-made blown glass. The white version is made following an age-old Venetian technique that fuses white glass with crystal, combining them both during blowing and thus making each piece unique.

The blue, copper, bronze and silver versions are made using an innovative and sustainable metal vacuum deposition process, PVD (Physical Vapour Deposition), absolutely the cleanest coating technology for the type of metal used and because all emissions are abated, in particular those into the atmosphere of sulphuric acid and cyanides produced by galvanic processes.

Gople Lamp RWB calibrates its emissions on the values of PPF (Photosynthetic Photon Flux Density), necessary for plants in two phases in which the supply of the correct light is crucial: the growth phase is accompanied by blue radiation, with a wavelength of 425 – 450 nm, and the flowering phase by red radiation, between 575 – 625 nm. Gople combines direct and controlled RWB emission with indirect, diffused white light that can be controlled separately.

FEATURES

- Product Code: **1405350A**
- Colour: **Black/Blue**
- Installation: **Suspension**
- Material: **Blown glass, aluminium**
- Series: **Design Collection**
- Environment: **Indoor**
- design by: **BIG - Bjarke Ingels Group**

DIMENSIONS

- Height: **420 mm**
- Diameter: **210 mm**
- Base Diameter: **190 mm**
- Max Height from ceiling: **1720 mm**

SOURCES NOT INCLUDED

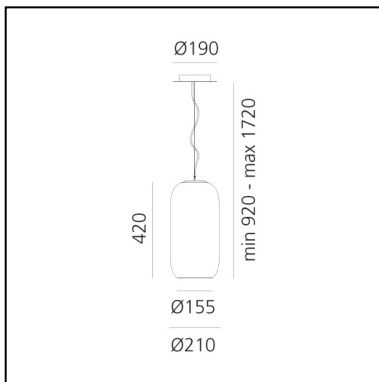
- Category: **LED RETROFIT**
- Number: **1**
- Watt: **20W**
- Socket: **E27**

Gople - Black/Bronze

BIG - Bjarke Ingels Group



IP20    Dimmerable: 



LUMINAIRE

- Watt: **17W**
- Delivered lumen output: **903lm**
- Efficiency: **46%**
- Efficacy: **53.11lm/W**
- CRI: **80**

Notes

DESCRIPTION

Gople's elementary shape enhances the beauty of the hand-made blown glass. The white version is made following an age-old Venetian technique that fuses white glass with crystal, combining them both during blowing and thus making each piece unique.

The blue, copper, bronze and silver versions are made using an innovative and sustainable metal vacuum deposition process, PVD (Physical Vapour Deposition), absolutely the cleanest coating technology for the type of metal used and because all emissions are abated, in particular those into the atmosphere of sulphuric acid and cyanides produced by galvanic processes.

Gople Lamp RWB calibrates its emissions on the values of PPF (Photosynthetic Photon Flux Density), necessary for plants in two phases in which the supply of the correct light is crucial: the growth phase is accompanied by blue radiation, with a wavelength of 425 – 450 nm, and the flowering phase by red radiation, between 575 – 625 nm. Gople combines direct and controlled RWB emission with indirect, diffused white light that can be controlled separately.

FEATURES

- Product Code: **1405360A**
- Colour: **Black/Bronze**
- Installation: **Suspension**
- Material: **Blown glass, aluminium**
- Series: **Design Collection**
- Environment: **Indoor**
- design by: **BIG - Bjarke Ingels Group**

DIMENSIONS

- Height: **420 mm**
- Diameter: **210 mm**
- Base Diameter: **190 mm**
- Max Height from ceiling: **1720 mm**

SOURCES NOT INCLUDED

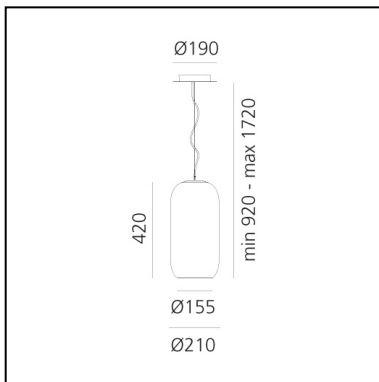
- Category: **LED RETROFIT**
- Number: **1**
- Watt: **20W**
- Socket: **E27**

Gople - Black/Copper

BIG - Bjarke Ingels Group



IP20    Dimmerable: 



LUMINAIRE

- Watt: **17W**
- Delivered lumen output: **903lm**
- Efficiency: **46%**
- Efficacy: **53.11lm/W**
- CRI: **80**

Notes

DESCRIPTION

Gople's elementary shape enhances the beauty of the hand-made blown glass. The white version is made following an age-old Venetian technique that fuses white glass with crystal, combining them both during blowing and thus making each piece unique.

The blue, copper, bronze and silver versions are made using an innovative and sustainable metal vacuum deposition process, PVD (Physical Vapour Deposition), absolutely the cleanest coating technology for the type of metal used and because all emissions are abated, in particular those into the atmosphere of sulphuric acid and cyanides produced by galvanic processes.

Gople Lamp RWB calibrates its emissions on the values of PPF (Photosynthetic Photon Flux Density), necessary for plants in two phases in which the supply of the correct light is crucial: the growth phase is accompanied by blue radiation, with a wavelength of 425 – 450 nm, and the flowering phase by red radiation, between 575 – 625 nm. Gople combines direct and controlled RWB emission with indirect, diffused white light that can be controlled separately.

FEATURES

- Product Code: **1405340A**
- Colour: **Black/Copper**
- Installation: **Suspension**
- Material: **Blown glass, aluminium**
- Series: **Design Collection**
- Environment: **Indoor**
- design by: **BIG - Bjarke Ingels Group**

DIMENSIONS

- Height: **420 mm**
- Diameter: **210 mm**
- Base Diameter: **190 mm**
- Max Height from ceiling: **1720 mm**

SOURCES NOT INCLUDED

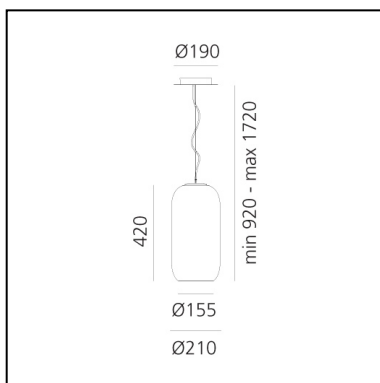
- Category: **LED RETROFIT**
- Number: **1**
- Watt: **20W**
- Socket: **E27**

Gople - Blue

BIG - Bjarke Ingels Group



IP20    Dimmerable: 



LUMINAIRE

- Watt: **17W**
- Delivered lumen output: **1176lm**
- Efficiency: **59%**
- Efficacy: **69.18lm/W**
- CRI: **80**

DESCRIPTION

Gople's elementary shape enhances the beauty of the hand-made blown glass. The white version is made following an age-old Venetian technique that fuses white glass with crystal, combining them both during blowing and thus making each piece unique.

The blue, copper, bronze and silver versions are made using an innovative and sustainable metal vacuum deposition process, PVD (Physical Vapour Deposition), absolutely the cleanest coating technology for the type of metal used and because all emissions are abated, in particular those into the atmosphere of sulphuric acid and cyanides produced by galvanic processes.

Gople Lamp RWB calibrates its emissions on the values of PPF (Photosynthetic Photon Flux Density), necessary for plants in two phases in which the supply of the correct light is crucial: the growth phase is accompanied by blue radiation, with a wavelength of 425 – 450 nm, and the flowering phase by red radiation, between 575 – 625 nm. Gople combines direct and controlled RWB emission with indirect, diffused white light that can be controlled separately.

FEATURES

- Product Code: **1405050A**
- Colour: **Blue**
- Installation: **Suspension**
- Material: **Blown glass, aluminium**
- Series: **Design Collection**
- Environment: **Indoor**
- design by: **BIG - Bjarke Ingels Group**

DIMENSIONS

- Height: **420 mm**
- Diameter: **210 mm**
- Base Diameter: **190 mm**
- Max Height from ceiling: **1720 mm**

SOURCES NOT INCLUDED

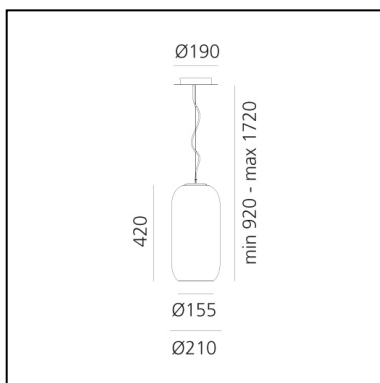
- Category: **LED RETROFIT**
- Number: **1**
- Watt: **20W**
- Socket: **E27**

Gople - Bronze

BIG - Bjarke Ingels Group



IP20    Dimmerable: 



LUMINAIRE

- Watt: **17W**
- Delivered lumen output: **903lm**
- Efficiency: **46%**
- Efficacy: **53.11lm/W**
- CRI: **80**

DESCRIPTION

Gople's elementary shape enhances the beauty of the hand-made blown glass. The white version is made following an age-old Venetian technique that fuses white glass with crystal, combining them both during blowing and thus making each piece unique.

The blue, copper, bronze and silver versions are made using an innovative and sustainable metal vacuum deposition process, PVD (Physical Vapour Deposition), absolutely the cleanest coating technology for the type of metal used and because all emissions are abated, in particular those into the atmosphere of sulphuric acid and cyanides produced by galvanic processes.

Gople Lamp RWB calibrates its emissions on the values of PPF (Photosynthetic Photon Flux Density), necessary for plants in two phases in which the supply of the correct light is crucial: the growth phase is accompanied by blue radiation, with a wavelength of 425 – 450 nm, and the flowering phase by red radiation, between 575 – 625 nm. Gople combines direct and controlled RWB emission with indirect, diffused white light that can be controlled separately.

FEATURES

- Product Code: **1405060A**
- Colour: **Bronze**
- Installation: **Suspension**
- Material: **Blown glass, aluminium**
- Series: **Design Collection**
- Environment: **Indoor**
- design by: **BIG - Bjarke Ingels Group**

DIMENSIONS

- Height: **420 mm**
- Diameter: **210 mm**
- Base Diameter: **190 mm**
- Max Height from ceiling: **1720 mm**

SOURCES NOT INCLUDED

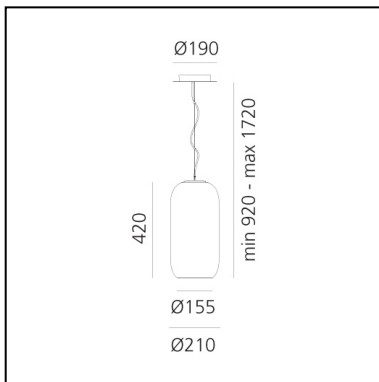
- Category: **LED RETROFIT**
- Number: **1**
- Watt: **20W**
- Socket: **E27**

Gople - Copper

BIG - Bjarke Ingels Group



IP20    Dimmerable: 



LUMINAIRE

- Watt: **17W**
- Delivered lumen output: **903lm**
- Efficiency: **46%**
- Efficacy: **53.11lm/W**
- CRI: **80**

DESCRIPTION

Gople's elementary shape enhances the beauty of the hand-made blown glass. The white version is made following an age-old Venetian technique that fuses white glass with crystal, combining them both during blowing and thus making each piece unique.

The blue, copper, bronze and silver versions are made using an innovative and sustainable metal vacuum deposition process, PVD (Physical Vapour Deposition), absolutely the cleanest coating technology for the type of metal used and because all emissions are abated, in particular those into the atmosphere of sulphuric acid and cyanides produced by galvanic processes.

Gople Lamp RWB calibrates its emissions on the values of PPF (Photosynthetic Photon Flux Density), necessary for plants in two phases in which the supply of the correct light is crucial: the growth phase is accompanied by blue radiation, with a wavelength of 425 – 450 nm, and the flowering phase by red radiation, between 575 – 625 nm. Gople combines direct and controlled RWB emission with indirect, diffused white light that can be controlled separately.

FEATURES

- Product Code: **1405040A**
- Colour: **Copper**
- Installation: **Suspension**
- Material: **Blown glass, aluminium**
- Series: **Design Collection**
- Environment: **Indoor**
- design by: **BIG - Bjarke Ingels Group**

DIMENSIONS

- Height: **420 mm**
- Diameter: **210 mm**
- Base Diameter: **190 mm**
- Max Height from ceiling: **1720 mm**

SOURCES NOT INCLUDED

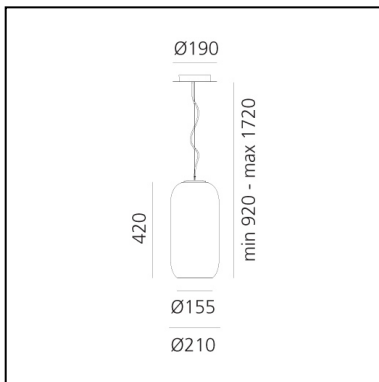
- Category: **LED RETROFIT**
- Number: **1**
- Watt: **20W**
- Socket: **E27**

Gople - Silver

BIG - Bjarke Ingels Group



IP20    Dimmerable: 



LUMINAIRE

- Watt: **17W**
- Delivered lumen output: **1176lm**
- Efficiency: **59%**
- Efficacy: **69.18lm/W**
- CRI: **80**

DESCRIPTION

Gople's elementary shape enhances the beauty of the hand-made blown glass. The white version is made following an age-old Venetian technique that fuses white glass with crystal, combining them both during blowing and thus making each piece unique.

The blue, copper, bronze and silver versions are made using an innovative and sustainable metal vacuum deposition process, PVD (Physical Vapour Deposition), absolutely the cleanest coating technology for the type of metal used and because all emissions are abated, in particular those into the atmosphere of sulphuric acid and cyanides produced by galvanic processes.

Gople Lamp RWB calibrates its emissions on the values of PPF (Photosynthetic Photon Flux Density), necessary for plants in two phases in which the supply of the correct light is crucial: the growth phase is accompanied by blue radiation, with a wavelength of 425 – 450 nm, and the flowering phase by red radiation, between 575 – 625 nm. Gople combines direct and controlled RWB emission with indirect, diffused white light that can be controlled separately.

FEATURES

- Product Code: **1405010A**
- Colour: **Silver**
- Installation: **Suspension**
- Material: **Blown glass, aluminium**
- Series: **Design Collection**
- Environment: **Indoor**
- design by: **BIG - Bjarke Ingels Group**

DIMENSIONS

- Height: **420 mm**
- Diameter: **210 mm**
- Base Diameter: **190 mm**
- Max Height from ceiling: **1720 mm**

SOURCES NOT INCLUDED

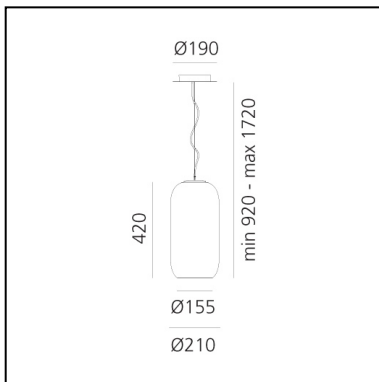
- Category: **LED RETROFIT**
- Number: **1**
- Watt: **20W**
- Socket: **E27**

Gople - White

BIG - Bjarke Ingels Group



IP20    Dimmerable: 



LUMINAIRE

- Watt: **17W**
- Delivered lumen output: **1686lm**
- Efficiency: **85%**
- Efficacy: **99.19lm/W**
- CRI: **80**

DESCRIPTION

Gople's elementary shape enhances the beauty of the hand-made blown glass. The white version is made following an age-old Venetian technique that fuses white glass with crystal, combining them both during blowing and thus making each piece unique.

The blue, copper, bronze and silver versions are made using an innovative and sustainable metal vacuum deposition process, PVD (Physical Vapour Deposition), absolutely the cleanest coating technology for the type of metal used and because all emissions are abated, in particular those into the atmosphere of sulphuric acid and cyanides produced by galvanic processes.

Gople Lamp RWB calibrates its emissions on the values of PPF (Photosynthetic Photon Flux Density), necessary for plants in two phases in which the supply of the correct light is crucial: the growth phase is accompanied by blue radiation, with a wavelength of 425 – 450 nm, and the flowering phase by red radiation, between 575 – 625 nm. Gople combines direct and controlled RWB emission with indirect, diffused white light that can be controlled separately.

FEATURES

- Product Code: **1405020A**
- Colour: **White**
- Installation: **Suspension**
- Material: **Blown glass, aluminium**
- Series: **Design Collection**
- Environment: **Indoor**
- design by: **BIG - Bjarke Ingels Group**

DIMENSIONS

- Height: **420 mm**
- Diameter: **210 mm**
- Base Diameter: **190 mm**
- Max Height from ceiling: **1720 mm**

SOURCES NOT INCLUDED

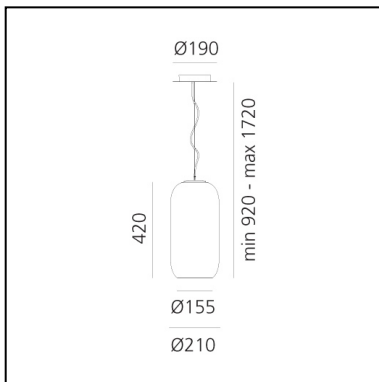
- Category: **LED RETROFIT**
- Number: **1**
- Watt: **20W**
- Socket: **E27**

Gople - White/White

BIG - Bjarke Ingels Group



IP20    Dimmerable: 



LUMINAIRE

- Watt: **17W**
- Delivered lumen output: **1686lm**
- Efficiency: **85%**
- Efficacy: **99.19lm/W**
- CRI: **80**

Notes

DESCRIPTION

Gople's elementary shape enhances the beauty of the hand-made blown glass. The white version is made following an age-old Venetian technique that fuses white glass with crystal, combining them both during blowing and thus making each piece unique.

The blue, copper, bronze and silver versions are made using an innovative and sustainable metal vacuum deposition process, PVD (Physical Vapour Deposition), absolutely the cleanest coating technology for the type of metal used and because all emissions are abated, in particular those into the atmosphere of sulphuric acid and cyanides produced by galvanic processes.

Gople Lamp RWB calibrates its emissions on the values of PPF (Photosynthetic Photon Flux Density), necessary for plants in two phases in which the supply of the correct light is crucial: the growth phase is accompanied by blue radiation, with a wavelength of 425 – 450 nm, and the flowering phase by red radiation, between 575 – 625 nm. Gople combines direct and controlled RWB emission with indirect, diffused white light that can be controlled separately.

FEATURES

- Product Code: **1405220A**
- Colour: **White/White**
- Installation: **Suspension**
- Material: **Blown glass, aluminium**
- Series: **Design Collection**
- Environment: **Indoor**
- design by: **BIG - Bjarke Ingels Group**

DIMENSIONS

- Height: **420 mm**
- Diameter: **210 mm**
- Base Diameter: **190 mm**
- Max Height from ceiling: **1720 mm**

SOURCES NOT INCLUDED

- Category: **LED RETROFIT**
- Number: **1**
- Watt: **20W**
- Socket: **E27**