

Image shown above 87.11 with square canopy with pendant anchor kit

Series 87

Mounting Ceiling mounted

Glass Colour Clear

Lamp 1W LED, 2700K, 100lm (2500K and 3000K options available)
10W Xenon, 2600K, 81lm

Coaxial Length 3000mm standard / up to 30500mm maximum
Adjustable length: 87.1 - 87.7
Non-adjustable Length: 87.11 - 87.36

Canopy Finishes 87.1 - 87.7: white, black or brushed nickel canopy
87.11 - 87.36: white canopy

Materials Blown glass, copper mesh, braided metal coaxial cable, electrical components, steel canopy

Power Supply Integral
Remote mounted for 87.1m

Bocci recommends remote mounting power supplies for ease of long-term maintenance.

Environment Indoor, dry location. IP30

Note Every single Bocci product is handmade. Each one is variously blown, poured, carved, polished, packed and dispatched directly by us. As such, no two products are identical; they are individual, irregular expressions of our research.

Patent # US Patent pending
EU 03611144 - 0005-0009

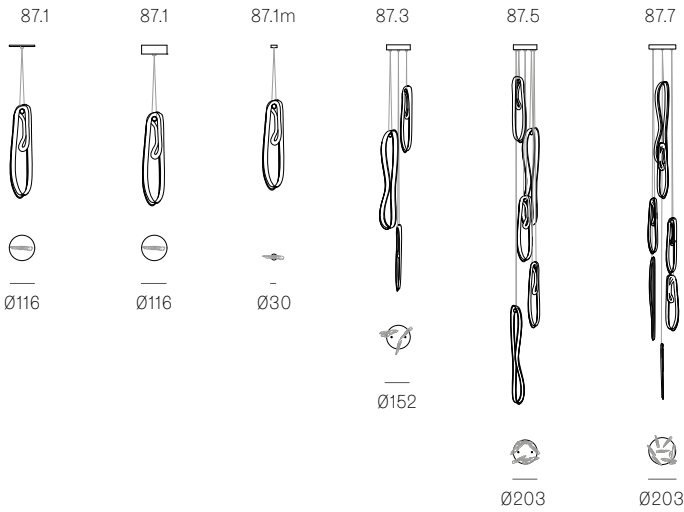
Certifications



Weight (kg)

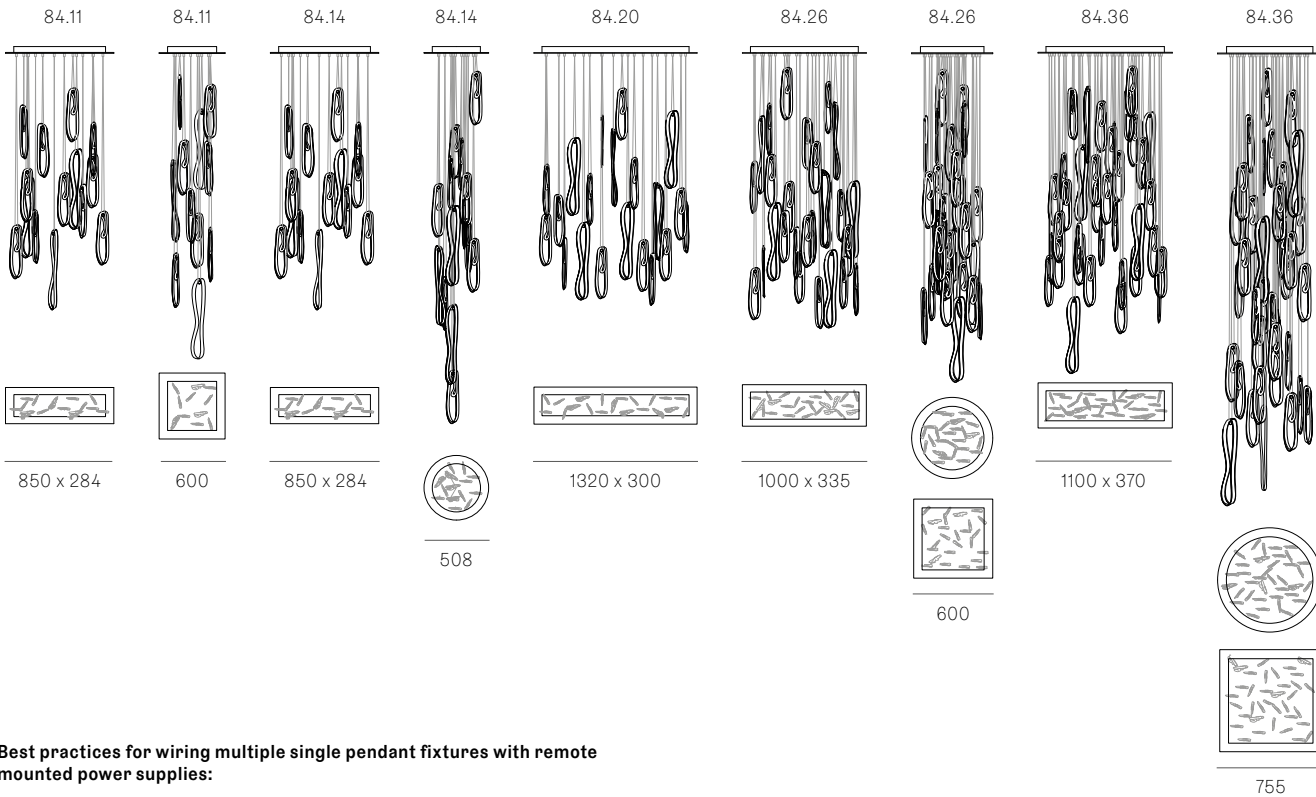
Round		Square	
87.1	1.4	87.11	25.5
87.3	4.1	87.26	50.5
87.5	6.8	87.36	68.6
87.7	9.5		
87.14	30.5		
87.26	48.2		
87.36	64.1		
Rectangle			
		87.11	25.5
		87.14	30.9
		87.20	40.9
		87.26	45.9
		87.36	64.5

ADJUSTABLE LENGTH



up to 3000
standard
up to 30500
custom

NON-ADJUSTABLE LENGTH



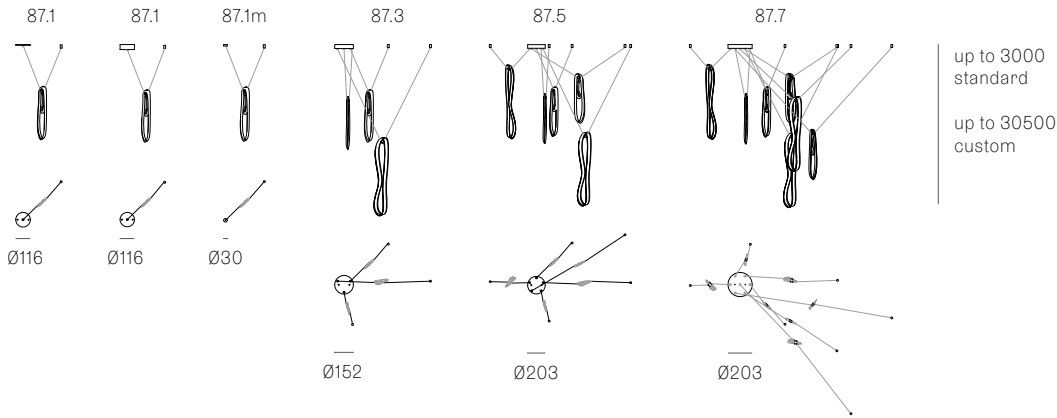
up to 3000
standard
up to 30500
custom

Best practices for wiring multiple single pendant fixtures with remote mounted power supplies:

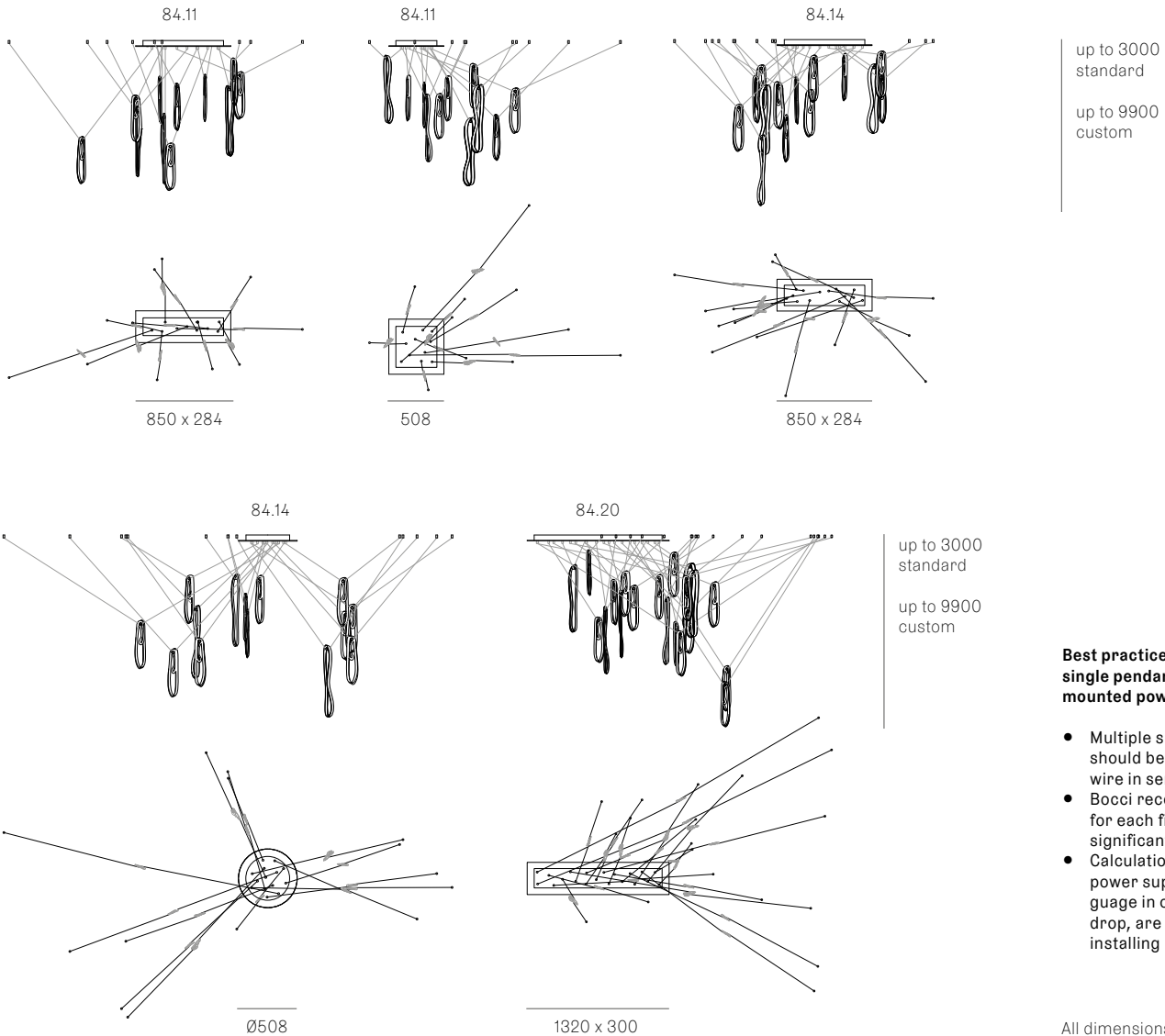
- Multiple single pendant fixtures should be wired in parallel. DO NOT wire in series.
- Bocci recommends a home run line for each fixture location to avoid significant voltage drop.
- Calculations for distance to the power supply, or required wire gauge in order to avoid voltage drop, are the responsibility of the installing party.

All dimensions are in millimeters (mm) unless otherwise specified.

ADJUSTABLE LENGTH



NON-ADJUSTABLE LENGTH

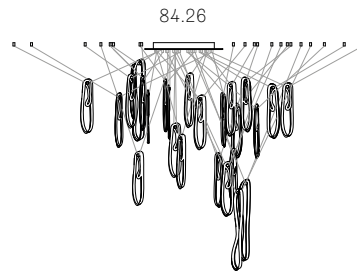
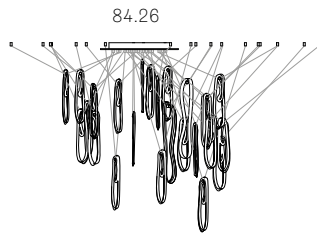
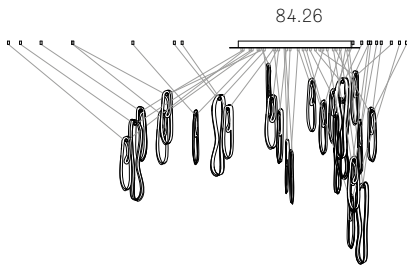


Best practices for wiring multiple single pendant fixtures with remote mounted power supplies:

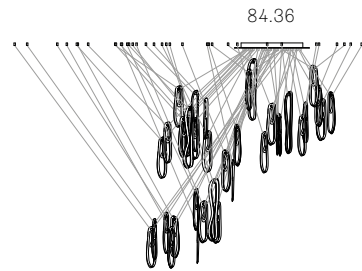
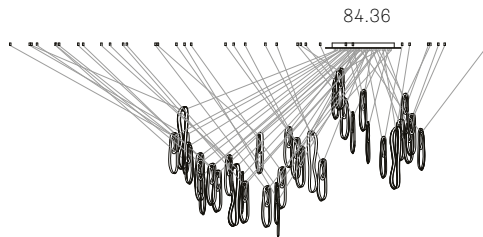
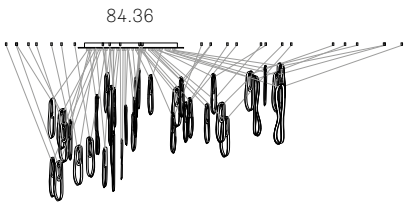
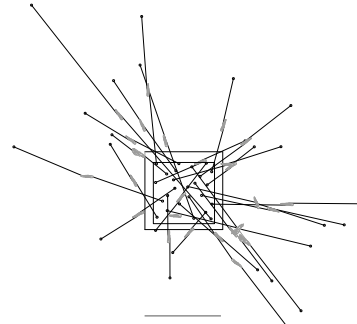
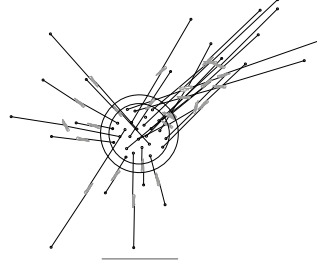
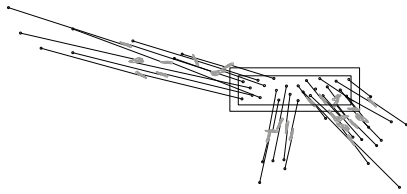
- Multiple single pendant fixtures should be wired in parallel. DO NOT wire in series.
- Bocci recommends a home run line for each fixture location to avoid significant voltage drop.
- Calculations for distance to the power supply, or required wire gauge in order to avoid voltage drop, are the responsibility of the installing party.

All dimensions are in millimeters (mm) unless otherwise specified.

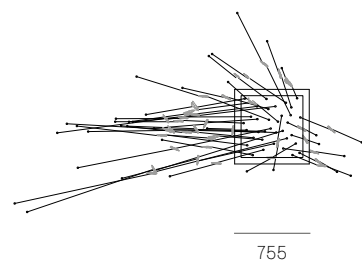
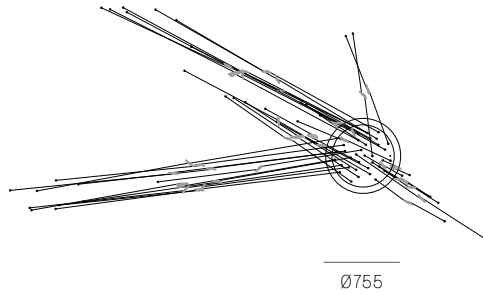
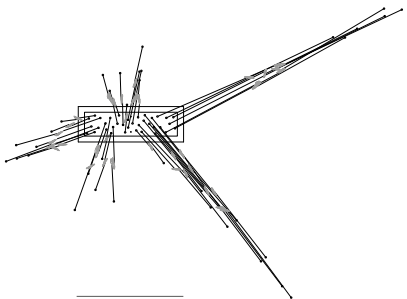
NON-ADJUSTABLE LENGTH



up to 3000
standard
up to 30500
custom



up to 3000
standard
up to 9900
custom



All dimensions are in millimeters (mm) unless otherwise specified.