

FLOS

SA.5004.1 Raw

Soft Spun Fluorescent Small

Designed by Sebastian Wrong, 2013

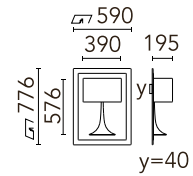


Fluorescent - 36W

Recessed luminaire for fluorescent lamp Non-dimmable 220/240V ballasts included.

Are you a professional and your project needs consulting and support?

[BOOK AN APPOINTMENT](#)



Main specifications

Mounting	Wall recessed
Environments	Indoor dry location
Lamp category	Fluorescent
Lamp type	TC-L
Lamp holders	2G11
Iicos	No
Power (W)	36

Physical

Colour	Raw
Trim	No
Orientation	Fixed
Net weight (kg)	11
IP internal	20
IP external	20

Download

[Mounting instructions](#) PDF

Photometric Files

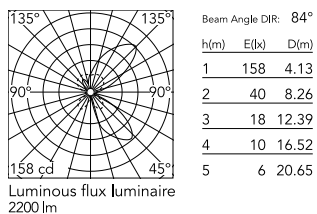
[LDT / IES](#) LDT

Technical Drawings

[3D](#) ZIP

	IP	IP
	20	20

Schematic light drawing



Photometric

Lighting type	Indirect
Light distribution	Symmetric

Electrical

Driver	Integrated
Dimmable	No
Dimming type	Non Dimmable
Emergency type	No

FLOS

SA.5005.1 Raw

Soft Spun Small

Designed by Sebastian Wrong, 2013

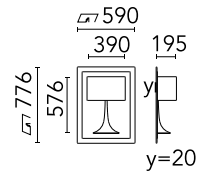


LED retrofit

Recessed luminaire with main voltage source for LED Retrofit lamp.

Are you a professional and your project needs consulting and support?

[BOOK AN APPOINTMENT](#)



Main specifications

Mounting	Wall recessed
Environments	Indoor dry location
Lamp category	LED retrofit
Lamp type	QT-DE-12
Lamp holders	R7S
Iicos	No

Physical

Colour	Raw
Trim	No
Orientation	Fixed
Net weight (kg)	11
IP internal	20
IP external	20

Download

[Mounting instructions](#) PDF

Photometric Files

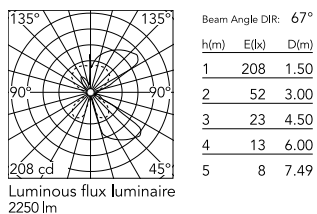
[LDT / IES](#) LDT

Technical Drawings

[3D](#) ZIP

	IP	IP
	20	20

Schematic light drawing



Photometric

Lighting type	Indirect
Light distribution	Symmetric

Electrical

Emergency type	No
----------------	----

FLOS

SA.5006.1F Raw

Soft Spun LED Small

Designed by Sebastian Wrong, 2010

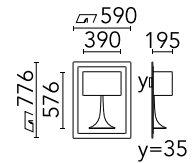


LED - Top LED - 28W - 1184lm - 3000K - CRI> 90

Recessed luminaire for LED lamp. Non-dimmable 220/240V power supply included.

Are you a professional and your project needs consulting and support?

[BOOK AN APPOINTMENT](#)



Main specifications

Mounting	Recessed
Environments	Indoor dry location
Light Source Type	LED
LED type	Top LED
Lamp category	LED
Lamp holders	
Ilcos	LED
Number of heads	1
Power (W)	28
System power (W)	35
System flux (lm)	1184

Physical

Colour	Raw
Trim	No
Orientation	Fixed
Recessed depth (mm)	35
Length (mm)	590
Net weight (kg)	11
IP internal	20
IP external	20

Download

Mounting instructions

[↓ PDF](#)

Ecodesign and Energy Labelling



Non-replaceable light source

UK CA	IP 20	IK 00	IP 20
--------------	----------	----------	----------

Photometric

Lighting type	Direct
Light distribution	Symmetric
CCT (K)	3000
CRI>	90

Electrical

Insulation class	I
Frequency (Hz)	50/60
Main voltage (Vac)	240
Alternating current voltage (Vac)	240
Driver	Remote included
Dimmable	No
Dimming type	Non Dimmable
Dimming interface	Not Dimmable
Emergency type	No

FLOS

SA.5009.1 Raw

Soft Spun Large

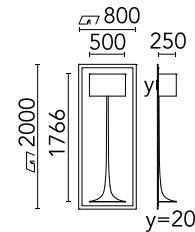
Designed by Sebastian Wrong, 2013



Recessed luminaire with main voltage source for LED Retrofit lamp. Electronic LED driver 220-240V / 50-60Hz integrated.

Are you a professional and your project needs consulting and support?

[BOOK AN APPOINTMENT](#)



Main specifications

Mounting	Wall recessed
Environments	Indoor dry location
Lamp category	LED retrofit
Lamp type	QT-DE-12
Lamp holders	R7S
Ilcos	No
System flux (lm)	1613

Physical

Colour	Raw
Trim	No
Orientation	Fixed
Net weight (kg)	28
IP internal	20
IP external	20

Download

[Mounting instructions](#) PDF

Photometric Files

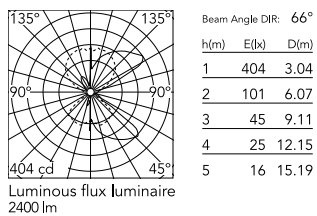
[LDT / IES](#) LDT

Technical Drawings

[3D](#) ZIP

	IP 20	IP 20
--	----------	----------

Schematic light drawing



Photometric

Lighting type	Indirect
Light distribution	Symmetric
CRI>	90

Electrical

Driver	Integrated
Dimmable	No
Dimming type	Electronic 12V
Emergency type	No

Notes

QT-DE-12 diffuser / LED White base

FLOS

SA.5008.1 Raw

Soft Spun Fluorescent Large

Designed by Sebastian Wrong, 2013

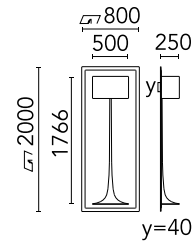
Fluorescent - 49.4W - 720lm - CRI> 90



Recessed luminaire for fluorescent lamp. Non-dimmable 220/240V ballasts included.

Are you a professional and your project needs consulting and support?

BOOK AN APPOINTMENT



Main specifications

Mounting	Wall recessed
Environments	Indoor dry location
Lamp category	Fluorescent
Lamp type	TC-L
Lamp holders	2G11
Iicos	No
Power (W)	49.4
System flux (lm)	720

Physical

Colour	Raw
Trim	No
Orientation	Fixed
Net weight (kg)	28
IP internal	20
IP external	20

Download

Mounting instructions [↓ PDF](#)

Photometric Files

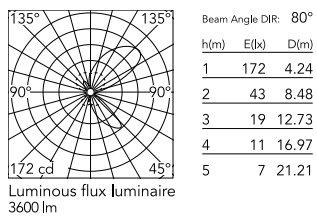
LDT / IES [↓ LDT](#)

Technical Drawings

3D [↓ ZIP](#)



Schematic light drawing



Photometric

Lighting type	Indirect
Light distribution	Symmetric
CRI>	90

Electrical

Driver	Integrated
Dimmable	No
Dimming type	Non Dimmable
Emergency type	No

FLOS

SA.5007.1F Raw

Soft Spun LED Large

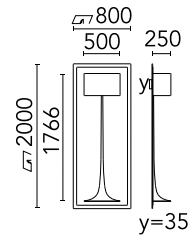
Designed by Sebastian Wrong



Recessed luminaire for LED lamp. Non-dimmable 220/240V power supply included.

Are you a professional and your project needs consulting and support?

[BOOK AN APPOINTMENT](#)



Main specifications

Mounting	Wall recessed
Environments	Indoor dry location
Lamp category	LED
Icos	No
Power (W)	35 + 1.4
Source flux (lm)	1880
System flux (lm)	1391

Physical

Colour	Raw
Trim	No
Orientation	Fixed
Net weight (kg)	28
IP internal	20
IP external	20

Download

[Mounting instructions](#)

[↓ PDF](#)

UK CA	IP	IP
	20	20

Photometric

Lighting type	Indirect
Light distribution	Symmetric
CCT (K)	3000
CRI>	90

Electrical

Driver	Integrated
Dimmable	No
Dimming type	Non Dimmable
Emergency type	No

Notes

LED White diffuser / LED White base
