

## Sky-Fall, Design by Studio Italia Design

### Model Sky-Fall medium

In Sky-Fall, the traditional glass processing techniques embrace the most advanced LED technologies. The shape of Sky-Fall captures the imagination in its reminiscence of ancient decanters in precious blown glass. Its function amazes thanks to the innovative double 10 W LED source that diffuses direct and indirect light. Available in two sizes and in three finishes, three finishes, and now also in a 3000K light colour temperature version, Sky-Fall decorates both when it is on and when it is off.



Sky-Fall medium	Light source	Structure: Metal	Diffuser: Blown glass	Code 2700 K	Code 3000 K
	LED 2700 K 2 x 10 W / 1815 lm 350 mA CRI 95 MacAdam 3-Step	Chrome	Clear	14822 0027	14822 0030
	or	Chrome	Chrome	14822 4027	14822 4030
		Chrome	Glossy Smoke	14822 4327	14822 4330
	LED 3000 K 2 x 10 W / 1870 lm 350 mA CRI 95 MacAdam 3-Step	Chrome	Glossy Bronze	14822 4627	14822 4630
		Chrome	Rose Gold	14822 5527	14822 5530

LED and driver included

Net weight: 1.65 kg

Parcels: 2



IP20

Energy Saving

Dim Triac



Energy efficiency class

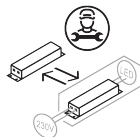
**E**

Ecodesign Regulation

The LED-only light source contained in this fixture must only be replaced by the manufacturer, its support service or similarly qualified personnel.



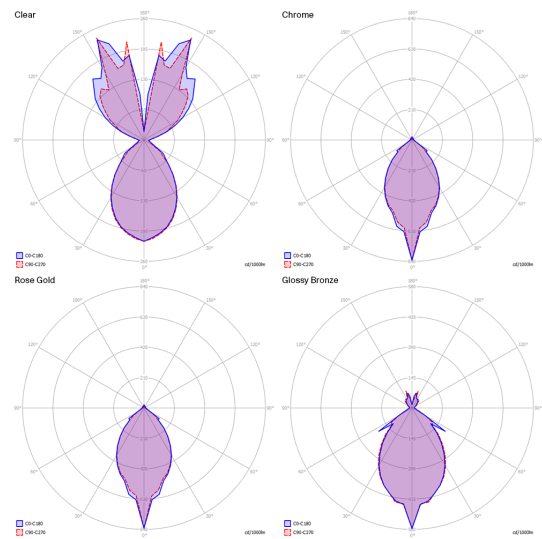
The LED driver contained in this fixture must only be replaced by the manufacturer, its support service or similarly qualified personnel.



## Sky-Fall medium

LED  
 2700 K  
 2 × 10 W / 1815 lm  
 350 mA  
 CRI 95  
 MacAdam 3-Step

## Photometric data



LED  
 3000 K  
 2 × 10 W / 1870 lm  
 350 mA  
 CRI 95  
 MacAdam 3-Step

## Options of Sky-Fall



Sky-Fall large

## Sky-Fall, Design by Studio Italia Design

### Model Sky-Fall large

In Sky-Fall, the traditional glass processing techniques embrace the most advanced LED technologies. The shape of Sky-Fall captures the imagination in its reminiscence of ancient decanters in precious blown glass. Its function amazes thanks to the innovative double 10 W LED source that diffuses direct and indirect light. Available in two sizes and in three finishes, three finishes, and now also in a 3000K light colour temperature version, Sky-Fall decorates both when it is on and when it is off.



Sky-Fall large	Light source	Structure: Metal	Diffuser: Blown glass	Code 2700 K	Code 3000 K
	LED 2700 K 2 x 10 W / 1815 lm 350 mA CRI 95 MacAdam 3-Step	Chrome	Clear	14821 0027	14821 0030
	or	Chrome	Chrome	14821 4027	14821 4030
	LED 3000 K 2 x 10 W / 1870 lm 350 mA CRI 95 MacAdam 3-Step	Chrome	Glossy Smoke	14821 4327	14821 4330
		Chrome	Glossy Bronze	14821 4627	14821 4630
		Chrome	Rose Gold	14821 5527	14821 5530
	LED and driver included				

Net weight: 3.05 kg

Parcels: 2



IP20

Energy Saving

Dim Triac



Energy efficiency class

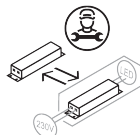
**E**

Ecodesign Regulation

The LED-only light source contained in this fixture must only be replaced by the manufacturer, its support service or similarly qualified personnel.



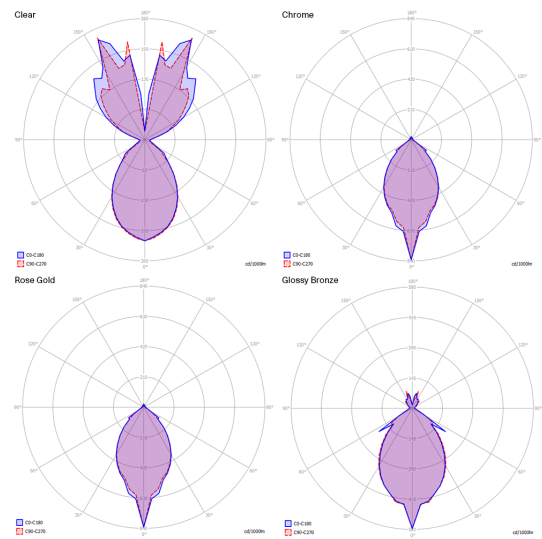
The LED driver contained in this fixture must only be replaced by the manufacturer, its support service or similarly qualified personnel.



## Sky-Fall large

LED  
 2700 K  
 2 × 10 W / 1815 lm  
 350 mA  
 CRI 95  
 MacAdam 3-Step

## Photometric data



LED  
 3000 K  
 2 × 10 W / 1870 lm  
 350 mA  
 CRI 95  
 MacAdam 3-Step

## Options of Sky-Fall



Sky-Fall medium