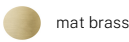


Zero Round

220-240V AC dimmable (DALI/Push DIM)
P15319.100.0402



Data sheet

CODE	P15319.100.0402
SYSTEM POWER CONSUMPTION	39,5W
EFFICACY	104.59lm/W
LIGHT SOURCE	LED
LIGHT SOURCE LIFETIME	L70 (B50) 60.000h
COLOUR TEMPERATURE	3000K Ra>90
LIGHT DISTRIBUTION	diffused
POWER SUPPLY	220-240V AC
FREQUENCY	50/60Hz
ELECTRICAL CONFIGURATION	dimmable (DALI/Push DIM)
DRIVER	integrated included
NOMINAL LUMINOUS FLUX	4792lm
LUMEN OUTPUT	4079lm
EFFICIENCY	85,1%
WEIGHT	2,06 Kg
PROTECTION DEGREE	IP20
COLOUR TOLLERANCES	SDCM 3
PACKING DIMENSIONS	107,0 x 107,0 x 11,0 cm



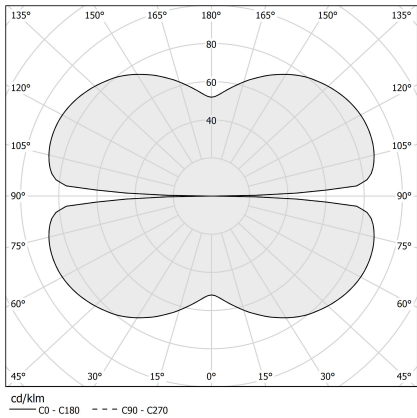
Ceiling or wall lighting fixture for interiors, with direct and indirect light emission.
Pickled sheet metal ceiling or wall bracket in polyacrylic paint.
Pickled sheet metal wall plate in polyacrylic paint.
Bended extruded aluminium structure in white, black, bronze, mat brass or titanium polyacrylic paint.
Extruded polycarbonate diffuser with opaline finish.

Technical drawing

Application

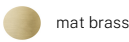


Polar diagram



Zero Round

220-240V AC dimmable (DALI/Push DIM)
P15319.075.0402



Data sheet

CODE	P15319.075.0402
SYSTEM POWER CONSUMPTION	29W
EFFICACY	105.48lm/W
LIGHT SOURCE	LED
LIGHT SOURCE LIFETIME	L70 (B50) 60.000h
COLOUR TEMPERATURE	3000K Ra>90
LIGHT DISTRIBUTION	diffused
POWER SUPPLY	220-240V AC
FREQUENCY	50/60Hz
ELECTRICAL CONFIGURATION	dimmable (DALI/Push DIM)
DRIVER	integrated included
NOMINAL LUMINOUS FLUX	3594lm
LUMEN OUTPUT	3059lm
EFFICIENCY	85.1%
WEIGHT	1,80 Kg
PROTECTION DEGREE	IP20
COLOUR TOLLERANCES	SDCM 3
PACKING DIMENSIONS	83,0 x 83,0 x 10,0 cm



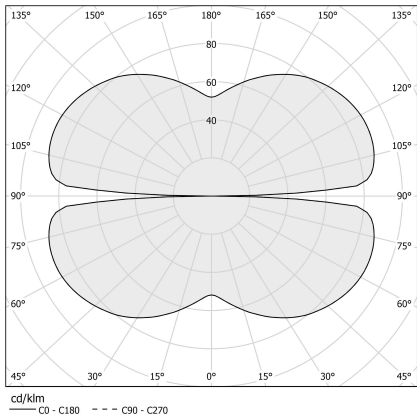
Ceiling or wall lighting fixture for interiors, with direct and indirect light emission.
Pickled sheet metal ceiling or wall bracket in polyacrylic paint.
Pickled sheet metal wall plate in polyacrylic paint.
Bended extruded aluminium structure in white, black, bronze, mat brass or titanium polyacrylic paint.
Extruded polycarbonate diffuser with opaline finish.

Technical drawing

Application



Polar diagram



Zero Round

220-240V AC dimmable (DALI/Push DIM)
P15319.050.0402

mat brass



Data sheet

CODE	P15319.050.0402
SYSTEM POWER CONSUMPTION	20W
EFFICACY	101.95lm/W
LIGHT SOURCE	LED
LIGHT SOURCE LIFETIME	L70 (B50) 60.000h
COLOUR TEMPERATURE	3000K Ra>90
LIGHT DISTRIBUTION	diffused
POWER SUPPLY	220-240V AC
FREQUENCY	50/60Hz
ELECTRICAL CONFIGURATION	dimmable (DALI/Push DIM)
DRIVER	integrated included
NOMINAL LUMINOUS FLUX	2396lm
LUMEN OUTPUT	2039lm
EFFICIENCY	85.1%
WEIGHT	1,41 Kg
PROTECTION DEGREE	IP20
COLOUR TOLLERANCES	SDCM 3
PACKING DIMENSIONS	58,0 x 58,0 x 10,0 cm



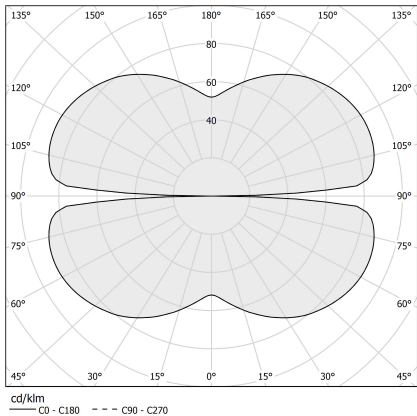
Ceiling or wall lighting fixture for interiors, with direct and indirect light emission.
Pickled sheet metal ceiling or wall bracket in polyacrylic paint.
Pickled sheet metal wall plate in polyacrylic paint.
Bended extruded aluminium structure in white, black, bronze, mat brass or titanium polyacrylic paint.
Extruded polycarbonate diffuser with opaline finish.

Technical drawing

Application



Polar diagram



Zero Round

220-240V AC dimmable (DALI/Push DIM)
P15302.100.0502



Data sheet

CODE	P15302.100.0502
SYSTEM POWER CONSUMPTION	39,5W
EFFICACY	104.59lm/W
LIGHT SOURCE	LED
LIGHT SOURCE LIFETIME	L70 (B50) 60.000h
COLOUR TEMPERATURE	2700K Ra>90
LIGHT DISTRIBUTION	diffused
POWER SUPPLY	220-240V AC
FREQUENCY	50/60Hz
ELECTRICAL CONFIGURATION	dimmable (DALI/Push DIM)
DRIVER	integrated included
NOMINAL LUMINOUS FLUX	4792lm
LUMEN OUTPUT	4079lm
EFFICIENCY	85,1%
WEIGHT	2,06 Kg
PROTECTION DEGREE	IP20
COLOUR TOLLERANCES	SDCM 3
PACKING DIMENSIONS	107,0 x 107,0 x 11,0 cm



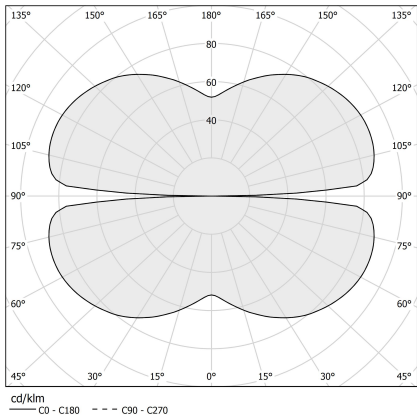
Ceiling or wall lighting fixture for interiors, with direct and indirect light emission.
Pickled sheet metal ceiling or wall bracket in polyacrylic paint.
Pickled sheet metal wall plate in polyacrylic paint.
Bended extruded aluminium structure in white, black, bronze, mat brass or titanium polyacrylic paint.
Extruded polycarbonate diffuser with opaline finish.

Technical drawing

Application



Polar diagram



Zero Round

220-240V AC dimmable (DALI/Push DIM)
P15302.075.0502



Data sheet

CODE	P15302.075.0502
SYSTEM POWER CONSUMPTION	29W
EFFICACY	105.48lm/W
LIGHT SOURCE	LED
LIGHT SOURCE LIFETIME	L70 (B50) 60.000h
COLOUR TEMPERATURE	2700K Ra>90
LIGHT DISTRIBUTION	diffused
POWER SUPPLY	220-240V AC
FREQUENCY	50/60Hz
ELECTRICAL CONFIGURATION	dimmable (DALI/Push DIM)
DRIVER	integrated included
NOMINAL LUMINOUS FLUX	3594lm
LUMEN OUTPUT	3059lm
EFFICIENCY	85.1%
WEIGHT	1,80 Kg
PROTECTION DEGREE	IP20
COLOUR TOLLERANCES	SDCM 3
PACKING DIMENSIONS	83,0 x 83,0 x 10,0 cm



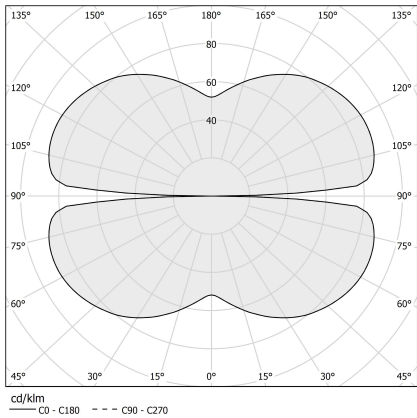
Ceiling or wall lighting fixture for interiors, with direct and indirect light emission.
Pickled sheet metal ceiling or wall bracket in polyacrylic paint.
Pickled sheet metal wall plate in polyacrylic paint.
Bended extruded aluminium structure in white, black, bronze, mat brass or titanium polyacrylic paint.
Extruded polycarbonate diffuser with opaline finish.

Technical drawing

Application



Polar diagram



Zero Round

220-240V AC dimmable (DALI/Push DIM)
P15302.050.0502



Data sheet

CODE	P15302.050.0502
SYSTEM POWER CONSUMPTION	20W
EFFICACY	101.95lm/W
LIGHT SOURCE	LED
LIGHT SOURCE LIFETIME	L70 (B50) 60.000h
COLOUR TEMPERATURE	2700K Ra>90
LIGHT DISTRIBUTION	diffused
POWER SUPPLY	220-240V AC
FREQUENCY	50/60Hz
ELECTRICAL CONFIGURATION	dimmable (DALI/Push DIM)
DRIVER	integrated included
NOMINAL LUMINOUS FLUX	2396lm
LUMEN OUTPUT	2039lm
EFFICIENCY	85.1%
WEIGHT	1,41 Kg
PROTECTION DEGREE	IP20
COLOUR TOLLERANCES	SDCM 3
PACKING DIMENSIONS	58,0 x 58,0 x 10,0 cm



Ceiling or wall lighting fixture for interiors, with direct and indirect light emission.
Pickled sheet metal ceiling or wall bracket in polyacrylic paint.
Pickled sheet metal wall plate in polyacrylic paint.
Bended extruded aluminium structure in white, black, bronze, mat brass or titanium polyacrylic paint.
Extruded polycarbonate diffuser with opaline finish.

Technical drawing

Application



Polar diagram

