


Murané

24V DC ON-OFF
X11305.010.0501

 champagne



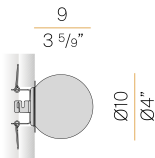
Data sheet

CODE	X11305.010.0501
SYSTEM POWER CONSUMPTION	4W
EFFICACY	41.75lm/W
LIGHT SOURCE	LED
COLOUR TEMPERATURE	2700K Ra>90
LIGHT DISTRIBUTION	diffused
POWER SUPPLY	24V DC
ELECTRICAL CONFIGURATION	ON-OFF
DRIVER	remote included
LUMEN OUTPUT	167lm
WEIGHT	0,00 Kg
PROTECTION DEGREE	IP20
COLOUR TOLLERANCES	SDCM 3
PACKING DIMENSIONS	0,0 x 0,0 x 0,0 cm



Lighting fixture for ceiling or wall semi-built-in installation for interiors, with direct light emission.
Pickled sheet metal fixing bracket in white polyacrylic paint.
Built-in ceiling plate for permanent false ceilings, in pickled sheet metal in champagne polyacrylic paint.
Turned brass wiring support.
Diffuser in blown glass with caramel colour.
Turned aluminium closing disk in champagne polyacrylic paint.
Stainless steel spring clips for false ceiling fixing.
Equipped with 0,2m (7,9") long power cable.
Built-in hole dimension: Ø 70mm (Ø 2,8")

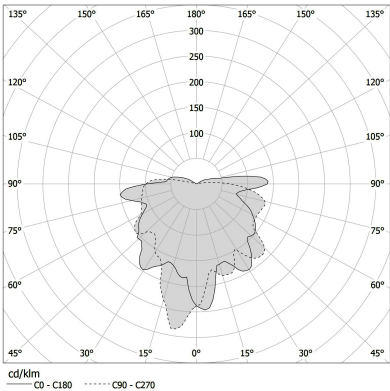
Technical drawing



Application




Polar diagram



Murané

24V DC ON-OFF
X11305.015.0501

 champagne



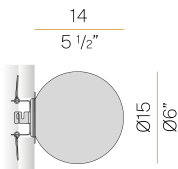
Data sheet

CODE	X11305.015.0501
SYSTEM POWER CONSUMPTION	4W
EFFICACY	41.75lm/W
LIGHT SOURCE	LED
COLOUR TEMPERATURE	2700K Ra>90
LIGHT DISTRIBUTION	diffused
POWER SUPPLY	24V DC
ELECTRICAL CONFIGURATION	ON-OFF
DRIVER	remote included
LUMEN OUTPUT	167lm
WEIGHT	0,00 Kg
PROTECTION DEGREE	IP20
COLOUR TOLLERANCES	SDCM 3
PACKING DIMENSIONS	0,0 x 0,0 x 0,0 cm



Lighting fixture for ceiling or wall semi-built-in installation for interiors, with direct light emission.
Pickled sheet metal fixing bracket in white polyacrylic paint.
Built-in ceiling plate for permanent false ceilings, in pickled sheet metal in champagne polyacrylic paint.
Turned brass wiring support.
Diffuser in blown glass with caramel colour.
Turned aluminium closing disk in champagne polyacrylic paint.
Stainless steel spring clips for false ceiling fixing.
Equipped with 0,2m (7,9") long power cable.
Built-in hole dimension: Ø 70mm (Ø 2,8")

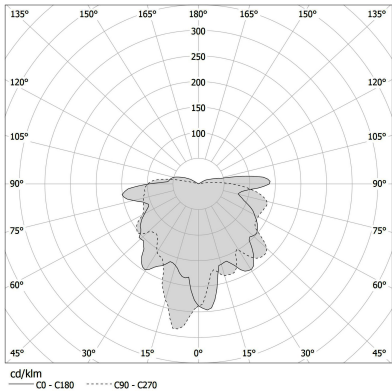
Technical drawing



Application

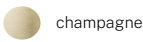


Polar diagram



Murané

220-240V AC ON-OFF
P11305.010.0501



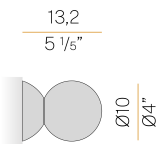
Data sheet

CODE	P11305.010.0501
SYSTEM POWER CONSUMPTION	4W
EFFICACY	41.75lm/W
LIGHT SOURCE	LED
COLOUR TEMPERATURE	2700K Ra>90
LIGHT DISTRIBUTION	diffused
POWER SUPPLY	220-240V AC
FREQUENCY	50/60Hz
ELECTRICAL CONFIGURATION	ON-OFF
DRIVER	integrated included
LUMEN OUTPUT	167lm
WEIGHT	0,00 Kg
PROTECTION DEGREE	IP20
COLOUR TOLLERANCES	SDCM 3
PACKING DIMENSIONS	0,0 x 0,0 x 0,0 cm



Lighting fixture for ceiling or wall installation for interiors, with direct light emission.
Ceiling plate in pickled sheet metal in champagne polyacrylic paint.
Diffuser in blown glass with caramel colour.
Turned aluminium closing disk in champagne polyacrylic paint.
Equipped with 0,2m (7,9") long power cable.

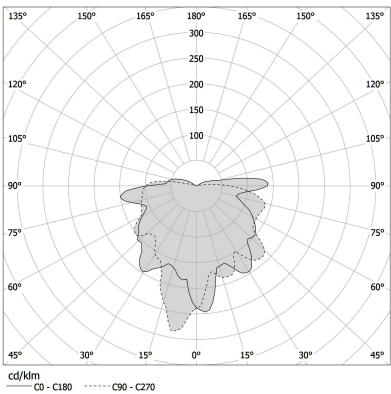
Technical drawing



Application



Polar diagram



Murané

220-240V AC ON-OFF
P11305.015.0501

champagne



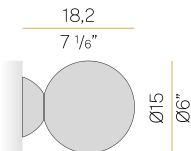
Data sheet

CODE	P11305.015.0501
SYSTEM POWER CONSUMPTION	4W
EFFICACY	41.75lm/W
LIGHT SOURCE	LED
COLOUR TEMPERATURE	2700K Ra>90
LIGHT DISTRIBUTION	diffused
POWER SUPPLY	220-240V AC
FREQUENCY	50/60Hz
ELECTRICAL CONFIGURATION	ON-OFF
DRIVER	integrated included
LUMEN OUTPUT	167lm
WEIGHT	0,00 Kg
PROTECTION DEGREE	IP20
COLOUR TOLLERANCES	SDCM 3
PACKING DIMENSIONS	0,0 x 0,0 x 0,0 cm



Lighting fixture for ceiling or wall installation for interiors, with direct light emission.
Ceiling plate in pickled sheet metal in champagne polyacrylic paint.
Diffuser in blown glass with caramel colour.
Turned aluminium closing disk in champagne polyacrylic paint.
Equipped with 0,2m (7,9") long power cable.

Technical drawing



Application



Polar diagram

