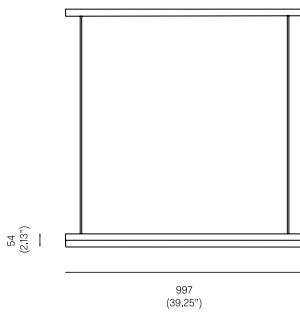


ONE WELL KNOWN SEQUENCE
-10, 2017

Black Anodised Satin Aluminium / Inox Anodised Satin Aluminium
Pendant rod length to order.

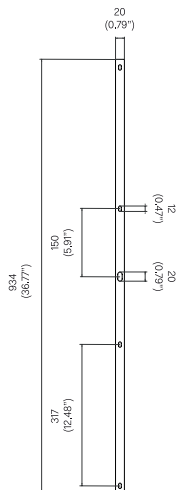


OVERALL DIMENSIONS





BACKPLATE DIMENSIONS

Mounting screws not included.
6mm countersunk screw recommended.



MATERIALS AND FINISHES

-  MA-OWKS-10-BAA
Black Anodised Satin Aluminium
-  MA-OWKS-10-INX
Inox Anodised Satin Aluminium
Limited Stock

BULB SPECIFICATIONS

S14s opal LED tube
Radium Raledina 9.9W / 1000mm Ø30mm
1055lm / 2700K

PRODUCT SPECIFICATIONS

Input voltage: 120V / 240V
Maximum wattage: 120W
120V / 240V dimmable LED triac
Product weight: 10kg
IP20

Please supply required drop length of fixture,
measured from the ceiling to bottom fitting at
time of order.

Minimum total drop length 250mm.
Maximum total drop length 2060mm.


Please allow 25mm tolerance of drop length.

CLEANING INSTRUCTIONS

Before cleaning, lighting fixtures must
be turned off and unplugged from mains
electricity. Whilst cleaning please take care
and use the gloves provided.

Black Anodised Satin Aluminium and Inox
Anodised Satin Aluminium: Use a lightly
damp soft dust cloth and gently go over marks
until clean. Dry it afterwards with a soft dust
cloth.

Glass tube: Remove the bulb from the
product. Using a lightly damp cloth, clean only
the outside of the tube and dry it with a dry
soft dust cloth. Only put the glass bulb back
on the product once it is fully dry.

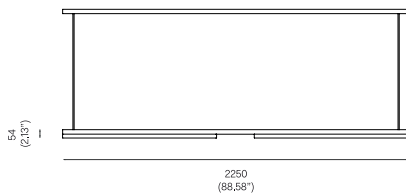


ONE WELL KNOWN SEQUENCE
-1010, 2017



Black Anodised Satin Aluminium / Inox Anodised Satin Aluminium
Pendant rod length to order.



OVERALL DIMENSIONS



MATERIALS AND FINISHES

-  MA-OWKS-1010-BAA
Black Anodised Satin Aluminium
-  MA-OWKS-1010-INX
Inox Anodised Satin Aluminium
Limited Stock

CLEANING INSTRUCTIONS

Before cleaning, lighting fixtures must be turned off and unplugged from mains electricity. Whilst cleaning please take care and use the gloves provided.

Black Anodised Satin Aluminium and Inox Anodised Satin Aluminium: Use a lightly damp soft dust cloth and gently go over marks until clean. Dry it afterwards with a soft dust cloth.

Glass tube: Remove the bulb from the product. Using a lightly damp cloth, clean only the outside of the tube and dry it with a dry soft dust cloth. Only put the glass bulb back on the product once it is fully dry.

BULB SPECIFICATIONS

S14s opal LED tube
Radium Raledina 9.9W / 1000mm Ø30mm
1055lm / 2700K

PRODUCT SPECIFICATIONS

Input voltage: 120V / 240V
Maximum wattage: 120W
120V / 240V dimmable LED triac
Product weight: 20kg
IP20

Please supply required drop length of fixture, measured from the ceiling to bottom fitting at time of order.

Minimum total drop length 250mm.
Maximum total drop length 2060mm.

Please allow 25mm tolerance of drop length.

BACKPLATE DIMENSIONS

Mounting screws not included.
6mm countersunk screw recommended.

