

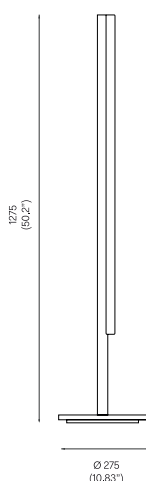


## ONE WELL KNOWN SEQUENCE 01, 2017



Black Anodised Satin Aluminium / Inox Anodised Satin Aluminium  
Black braided flex, inline switch.



### OVERALL DIMENSIONS



### MATERIALS AND FINISHES

	MA-OWKS01-BAA Black Anodised Satin Aluminium
	MA-OWKS01-INX Inox Anodised Satin Aluminium Limited Stock

### BULB SPECIFICATIONS

S14s opal LED tube  
Radium Raledina 9.9W / 1000mm Ø30mm  
1055lm / 2700K

### PRODUCT SPECIFICATIONS

Input voltage: 120V / 240V  
Maximum wattage: 120W  
Provided with 2500mm cord set  
and dimmer switch  
Product weight: 10kg  
IP20

### CLEANING INSTRUCTIONS

Before cleaning, lighting fixtures must be turned off and unplugged from mains electricity. Whilst cleaning please take care and use the gloves provided.

Black Anodised Satin Aluminium and Inox Anodised Satin Aluminium: Use a lightly damp soft dust cloth and gently go over marks until clean. Dry it afterwards with a soft dust cloth.

Glass tube: Remove the bulb from the product. Using a lightly damp cloth, clean only the outside of the tube and dry it with a dry soft dust cloth. Only put the glass bulb back on the product once it is fully dry.

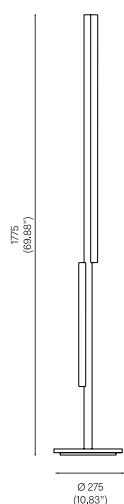


## ONE WELL KNOWN SEQUENCE 0501, 2017

Black Anodised Satin Aluminium / Inox Anodised Satin Aluminium  
Black braided flex, inline switch.



### OVERALL DIMENSIONS



### MATERIALS AND FINISHES



MA-OWKS0501-BAA  
Black Anodised Satin Aluminium



MA-OWKS0501-INX  
Inox Anodised Satin Aluminium  
Limited Stock

### BULB SPECIFICATIONS

Bulb specifications 240V  
S14s opal LED tube  
Radium Raledina 9.9W / 1000mm Ø30mm  
1055lm / 2700K

S14s opal LED tube  
Radium Raledina 4.8W / 500mm Ø30mm  
470lm / 2700K

Bulbs not supplied in 120V version.

### PRODUCT SPECIFICATIONS

Input voltage: 240V  
Maximum wattage:  
120W for 1000mm bulb  
60W for 500mm bulb  
Provided with 2500mm cord set  
and dimmer switch  
Product weight: 12kg  
IP20

### CLEANING INSTRUCTIONS

Before cleaning, lighting fixtures must be turned off and unplugged from mains electricity. Whilst cleaning please take care and use the gloves provided.

Black Anodised Satin Aluminium and Inox Anodised Satin Aluminium: Use a lightly damp soft dust cloth and gently go over marks until clean. Dry it afterwards with a soft dust cloth.

Glass tube: Remove the bulb from the product. Using a lightly damp cloth, clean only the outside of the tube and dry it with a dry soft dust cloth. Only put the glass bulb back on the product once it is fully dry.