

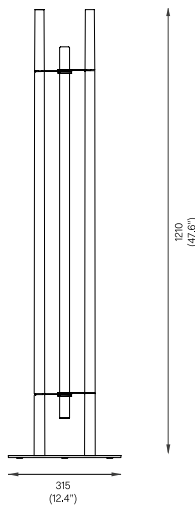


TA-KE 1, 2022

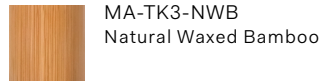
Natural Waxed Bamboo and Black Powder-Coated Steel.
Opaline Borosilicate Glass Tube.



OVERALL DIMENSIONS



MATERIALS AND FINISHES



MA-TK3-NWB
Natural Waxed Bamboo

BULB SPECIFICATIONS

Integrated LED 20W / 1000mm Ø 28mm
1400lm / 2350K

PRODUCT SPECIFICATIONS

Input voltage: 120V / 240V
Maximum wattage: 20W
Provided with 2500mm cord set and
dimmer switch.
Product weight: 6kg
IP20

Exposure to extreme dry or hot environments
may lead to cracks in the bamboo. These are
non-structural and do not affect the integrity
of the bamboo.

CLEANING INSTRUCTIONS

Before cleaning, lighting fixtures must
be turned off and unplugged from mains
electricity. Whilst cleaning please take care
and use the gloves provided.

Bamboo: Use lightly damp soft dust cloth
and gently go over marks until clean. Dry it
afterwards with a soft dust cloth. Make sure
the product is completely dry before turning
on.

Black Powder coated: Use a lightly damp
soft dust cloth and gently go over marks until
clean. Dry it afterwards with a soft dust cloth.

Opaline Glass: Remove the opaline glass tube
from the product. Using a lightly damp cloth,
clean only the outside of the tube and dry it
with a dry soft dust cloth. Only put the glass
bulb back on the product once it is fully dry.

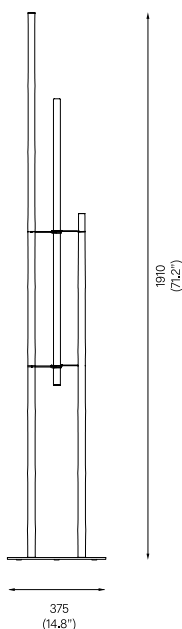


TA-KE 2, 2022

Natural Waxed Bamboo and Black Powder-Coated Steel.
Opaline Borosilicate Glass Tube.



OVERALL DIMENSIONS



MATERIALS AND FINISHES



MA-TK2-NWB
Natural Waxed Bamboo

BULB SPECIFICATIONS

Integrated LED 20W / 1000mm Ø 28mm
1400lm / 2350K

PRODUCT SPECIFICATIONS

Input voltage: 120V / 240V
Maximum wattage: 20W
Provided with 2500mm cord set and
dimmer switch.
Product weight: 7kg
IP20

Exposure to extreme dry or hot environments
may lead to cracks in the bamboo. These are
non-structural and do not affect the integrity
of the bamboo.

CLEANING INSTRUCTIONS

Before cleaning, lighting fixtures must
be turned off and unplugged from mains
electricity. Whilst cleaning please take care
and use the gloves provided.

Bamboo: Use lightly damp soft dust cloth
and gently go over marks until clean. Dry it
afterwards with a soft dust cloth. Make sure
the product is completely dry before turning
on.

Black Powder coated: Use a lightly damp
soft dust cloth and gently go over marks until
clean. Dry it afterwards with a soft dust cloth.

Opaline Glass: Remove the opaline glass tube
from the product. Using a lightly damp cloth,
clean only the outside of the tube and dry it

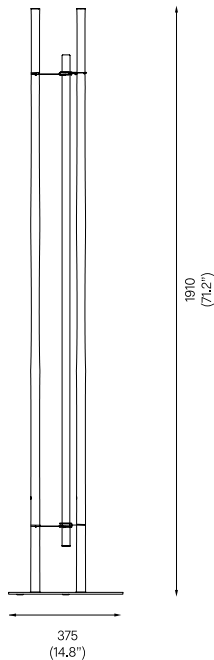


TA-KE 3, 2022

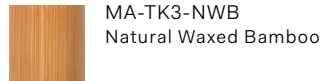
Natural Waxed Bamboo and Black Powder-Coated Steel.
Opaline Borosilicate Glass Tube.



OVERALL DIMENSIONS



MATERIALS AND FINISHES



MA-TK3-NWB
Natural Waxed Bamboo

BULB SPECIFICATIONS

Integrated LED 32W 1600mm Ø 28mm
2300lm / 2350K

PRODUCT SPECIFICATIONS

Input voltage: 120V / 240V
Maximum wattage: 32W
Provided with 2500mm cord set and
dimmer switch.
Product weight: 8kg
IP20

Exposure to extreme dry or hot environments
may lead to cracks in the bamboo. These are
non-structural and do not affect the integrity
of the bamboo.

CLEANING INSTRUCTIONS

Before cleaning, lighting fixtures must
be turned off and unplugged from mains
electricity. Whilst cleaning please take care
and use the gloves provided.

Bamboo: Use lightly damp soft dust cloth
and gently go over marks until clean. Dry it
afterwards with a soft dust cloth. Make sure
the product is completely dry before turning
on.

Black Powder coated: Use a lightly damp
soft dust cloth and gently go over marks until
clean. Dry it afterwards with a soft dust cloth.

Opaline Glass: Remove the opaline glass tube
from the product. Using a lightly damp cloth,
clean only the outside of the tube and dry it
with a dry soft dust cloth. Only put the glass
bulb back on the product once it is fully dry.