

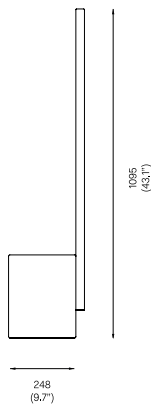


## RELAY 1, 2022

White Statuary / Black Marquina Marble / Ceppo di Gre' / Basalt  
Opaline Borosilicate Glass Tube



## OVERALL DIMENSIONS



## MATERIALS AND FINISHES



MA-REL1-WM  
White Statuary Marble



MA-REL1-BM  
Black Marquina Marble



MA-REL1-BST  
Basalt



MA-REL1-CDG  
Ceppo di Gre'

## CLEANING INSTRUCTIONS

Before cleaning, lighting fixtures must be turned off and unplugged from mains electricity. Whilst cleaning please take care and use the gloves provided.

Stone: Use a lightly damp soft dust cloth and gently go over marks until clean. Dry it afterwards with a soft dust cloth. If the marble is in contact with water, please dry immediately to avoid stains.

Opaline Glass: Remove the opaline glass from the product. Using a lightly damp cloth, clean only the outside of the tube and dry it with a dry soft dust cloth. Only put the glass bulb back on the product once it is fully dry.

## BULB SPECIFICATIONS

Opaline Borosilicate Glass Tube  
Integrated LED 20W / 1000mm Ø 28mm  
1500lm / 2350K

## PRODUCT SPECIFICATIONS

Input voltage: 120V / 240V  
Maximum wattage: 20W  
Provided with 2500mm cord set and dimmer switch.  
Product weight: 14kg

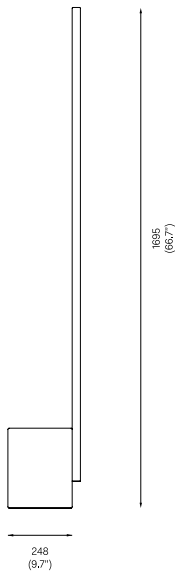


RELAY 1.6, 2022





White Statuary / Black Marquina Marble / Ceppo di Gre' / Basalt  
Opaline Borosilicate Glass Tube



OVERALL DIMENSIONS



MATERIALS AND FINISHES

-  MA-REL1.6-WM  
White Statuary Marble
-  MA-REL1.6-BM  
Black Marquina Marble
-  MA-REL1.6-BST  
Basalt
-  MA-REL1.6-CDG  
Ceppo di Gre'

CLEANING INSTRUCTIONS

Before cleaning, lighting fixtures must be turned off and unplugged from mains electricity. Whilst cleaning please take care and use the gloves provided.

Stone: Use a lightly damp soft dust cloth and gently go over marks until clean. Dry it afterwards with a soft dust cloth. If the marble is in contact with water, please dry immediately to avoid stains.

Opaline Glass: Remove the opaline glass from the product. Using a lightly damp cloth, clean only the outside of the tube and dry it with a dry soft dust cloth. Only put the glass bulb back on the product once it is fully dry.

BULB SPECIFICATIONS

Opaline Borosilicate Glass Tube  
Integrated LED 32W / 1600mm Ø 28mm  
1400lm / 2350K

PRODUCT SPECIFICATIONS

Input voltage: 120V / 240V  
Maximum wattage: 32W  
Provided with 2500mm cord set and dimmer switch.  
Product weight: 15kg