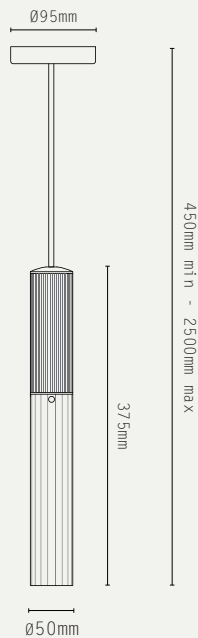


FLUME 50 PENDANT



*longer cable available at extra cost

LIGHT SOURCE:

GU10 LAMP BASE
(12W MAX LED ONLY / 35MM MAX
LAMP DIAMETER)

LAMP SUPPLIED:

1 X GU10 MR11 LED / 2700K /
3.6W / 290 LUMENS

DIMMABLE:

PHASE (MAINS) DIMMING (USING
SUPPLIED LAMP)

VOLTAGE:

240V AC (CLASS I)

CERTIFICATIONS:

CE / UKCA

MATERIALS:

BRASS, GLASS, ALABASTER STONE

WEIGHT:

1.5 KG (APPROX)





HANGING OPTIONS:

- 2.5M ADJUSTABLE BRAIDED CABLE
- DROP ROD

ADDITIONAL INFO:

DESIGNED BY WILL EARL 2019
MADE IN ENGLAND

METAL FINISHES:

-  ANTIQUE BRASS
-  BRONZE
-  SATIN BRASS
-  SATIN NICKEL

SHADE OPTIONS:

-  CLEAR REEDED GLASS
-  FROSTED REEDED GLASS
-  WHITE ALABASTER

PRODUCT CODES:

FL.P50.AB.CRG - ANTIQUE BRASS / CLEAR REEDED GLASS
FL.P50.BZ.CRG - BRONZE / CLEAR REEDED GLASS
FL.P50.SB.CRG - SATIN BRASS / CLEAR REEDED GLASS
FL.P50.SN.CRG - SATIN NICKEL / CLEAR REEDED GLASS

FL.P50.AB.FRG - ANTIQUE BRASS / FROSTED REEDED GLASS
FL.P50.BZ.FRG - BRONZE / FROSTED REEDED GLASS
FL.P50.SB.FRG - SATIN BRASS / FROSTED REEDED GLASS
FL.P50.SN.FRG - SATIN NICKEL / FROSTED REEDED GLASS

FL.P50.AB.WA - ANTIQUE BRASS / WHITE ALABASTER
FL.P50.BZ.WA - BRONZE / WHITE ALABASTER
FL.P50.SB.WA - SATIN BRASS / WHITE ALABASTER
FL.P50.SN.WA - SATIN NICKEL / WHITE ALABASTER