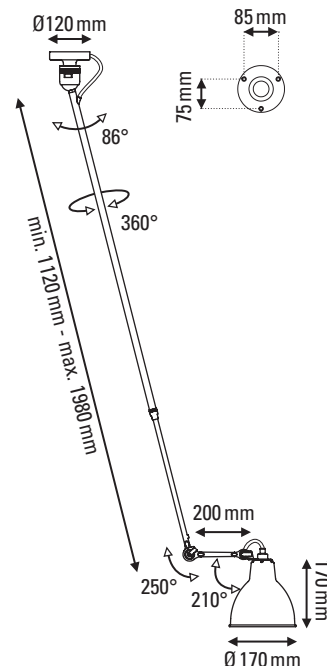




LAMPE GRAS N°302 L

de Bernard-Albin Gras



FICHE TECHNIQUE

TECHNICAL SHEET



PLAFONNIER L

CEILING LAMP L

Matériau Material	Acier Steel
Poids net Net weight	3,9 kg
Embase Base	Ø 120 mm
Réflecteurs conseillés Recommended shades	L / GB Ø 175 / GB Ø 250
Emballage Packaging	1600 x 330 x 150 mm
IP IP	20

Tension Voltage	220/240V
Classe Class	1
Watt Watt	15W
Type d'ampoule Bulb type	E27 LED
Lumens Lumens output	536,21 lm (valeur indicative) 536,21 lm (indicative value)
Driver Driver	NA
Câble Wire	Tissu Fabric
Interrupteur Switch	NA
Fiches Plug	NA

CORPS BODY



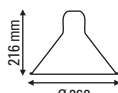
Black

BL

RÉFLECTEURS SHADES



Ø 170



Ø 260



Ø 175 mm



Ø 250 mm

COULEURS DES RÉFLECTEURS SHADES COLORS



Black

BL



Red

RED



Yellow

YELLOW



Blue

BLUE



Brass

BR



Copper

COP



Black Copper

BL-COP



Copper White

COP-WH



Raw Copper
COP-RAW



Raw Copper White
COP-RAW-WH

LAMPE GRAS (L)

de Bernard-Albin Gras

FICHE TECHNIQUE TECHNICAL SHEET

DONNÉES PHOTOMÉTRIQUES PHOTOMETRIC DATA

Flux **536,21 lm**
(valeur indicative)
(indicative value)

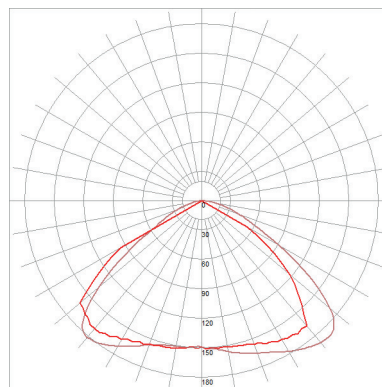
Tc **NA**

CRI **NA**

Ampoule testée **E27**
Tested lamp **Led filament**
7 W
806 lumens
2700 K



LARGE
ROUND SHADE



Flux **640,77 lm**
(valeur indicative)
(indicative value)

Tc **NA**

CRI **NA**

Ampoule testée **E27**
Tested lamp **Led filament**
7 W
806 lumens
2700 K



LARGE
CONIC SHADE

