

# LES ACROBATES N°324

de Gras

## FICHE TECHNIQUE

## TECHNICAL SHEET

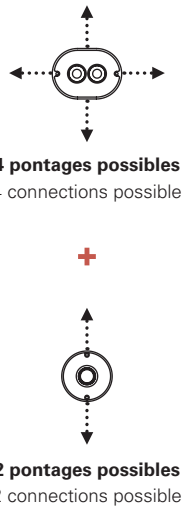


SUSPENSION


PENDANT LAMP

|   |   |
|---|---|
| <b>Matériau</b><br>Material                         | <b>Fonte d'acier noir satin</b><br>Black satin steel cast |
| <b>Poids net</b><br>Net weight                      | <b>2,5 kg</b>   |
| <b>Embase</b><br>Base                               | <b>Ø 90 mm + 120 x 90 mm</b>                              |
| <b>Réflecteurs conseillés</b><br>Recommended shades | <b>Oculist / L / XL / GB Ø 175 / GB Ø 250</b>             |
| <b>Emballage</b><br>Packaging                       | <b>230 x 230 x 300 mm</b>                                 |
| <b>IP</b><br>IP                                     | <b>20</b>   |

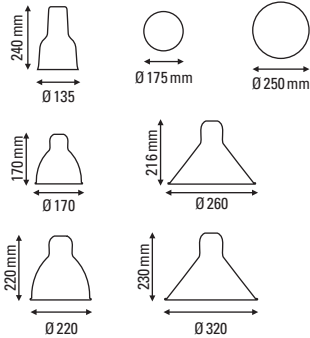
|                                    |   |
|------------------------------------|---|
| <b>Tension</b><br>Voltage          | <b>220/240V</b>   |
| <b>Classe</b><br>Class             | <b>1</b>  |
| <b>Watt</b><br>Watt                | <b>(2 x) 23W</b>  |
| <b>Type d'ampoule</b><br>Bulb type | <b>(2 x) E27 LED</b>  |
| <b>Lumens</b><br>Lumens output     | <b>408,45 lm (valeur indicative)</b><br>408,45 lm (indicative data) |
| <b>Driver</b><br>Driver            | <b>NA</b>   |
| <b>Câble</b><br>Wire               | <b>Tissu, longueur : 3 m ou 5 m</b><br>Fabric, length : 3 m ou 5 m  |
| <b>Interrupteur</b><br>Switch      | <b>NA</b>   |
| <b>Fiches</b><br>Plug              | <b>NA</b>   |



### CORPS BODY



### RÉFLECTEURS SHADES



### COULEURS DES RÉFLECTEURS SHADES COLORS



# LAMPE GRAS (L)

de Bernard-Albin Gras

## FICHE TECHNIQUE TECHNICAL SHEET

DONNÉES PHOTOMÉTRIQUES PHOTOMETRIC DATA

**Flux** 536,21 lm  
(valeur indicative)  
(indicative value)

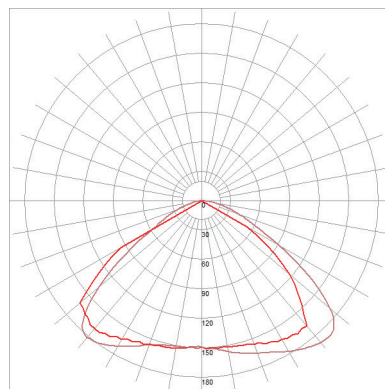
**Tc** NA

**CRI** NA

**Ampoule testée** E27  
Tested lamp Led filament  
7 W  
806 lumens  
2700 K



**LARGE  
ROUND SHADE**



**Flux** 640,77 lm  
(valeur indicative)  
(indicative value)

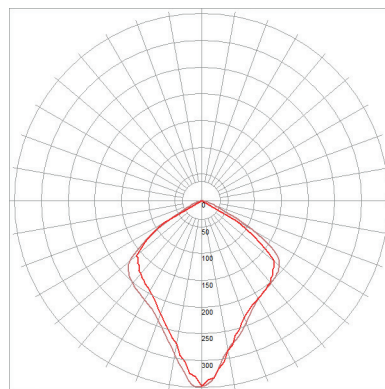
**Tc** NA

**CRI** NA

**Ampoule testée** E27  
Tested lamp Led filament  
7 W  
806 lumens  
2700 K



**LARGE  
CONIC SHADE**



**Flux** 416,28 lm  
(valeur indicative)  
(indicative value)

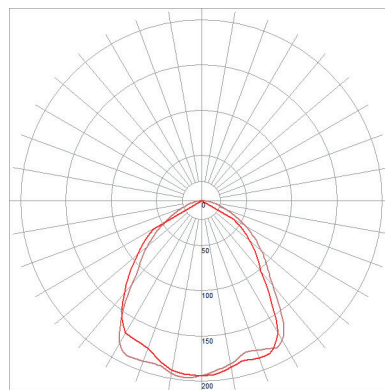
**Tc** NA

**CRI** NA

**Ampoule testée** E27  
Tested lamp Led filament  
7 W  
806 lumens  
2700 K



**LARGE  
OCULIST SHADE**



# LAMPE GRAS (XL)

de Bernard-Albin Gras

## FICHE TECHNIQUE TECHNICAL SHEET

DONNÉES PHOTOMÉTRIQUES PHOTOMETRIC DATA

**Flux** **408,45 lm**  
(valeur indicative)  
(indicative value)

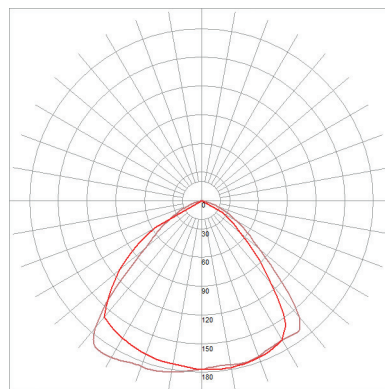
**Tc** **NA**

**CRI** **NA**

**Ampoule testée** **E27**  
Tested lamp **Led filament**  
**7 W**  
**806 lumens**  
**2700 K**



**XL**  
**ROUND SHADE**



**Flux** **528,54 lm**  
(valeur indicative)  
(indicative value)

**Tc** **NA**

**CRI** **NA**

**Ampoule testée** **E27**  
Tested lamp **Led filament**  
**7 W**  
**806 lumens**  
**2700 K**



**XL**  
**CONIC SHADE**

