


BERT | FRANK



COLT

COLT WALL LIGHT FLUSH

Formed from heavyweight machined brass. Sleek slotted grills top and bottom with opal diffuser cast a warm wash of light. Gentle upward and downward illumination. Minimalist but moody.



PRODUCT CODE

CLT0024 - Colt Wall Light Flush

MATERIALS

Brass

FINISHES

Brushed brass lacquered as standard
Custom finishes available

DIMMING

Mains dimmable / TRIAC as standard
DALI / requires external driver

LIGHT SOURCE

LED Module - 15.5W / 1450lm / 24V / 2700K

DRIVER

20W LED Integrated driver

WEIGHT

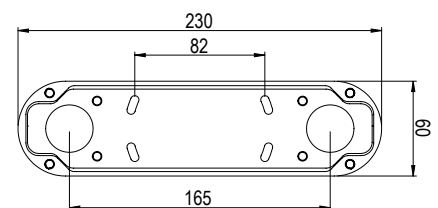
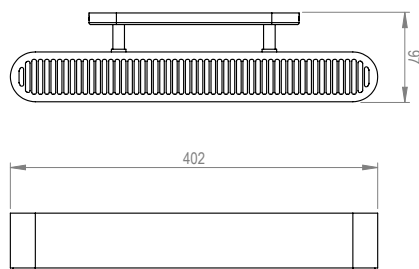
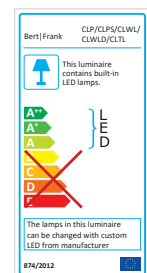
4.2kg net, 5.5kg gross

WALL PLATE

Brushed brass wallplate - 230 H x 60 W
Brushed brass 4in J-box plate available

DESIGN NOTES

Colt's style was first developed on the table lamp – the table lamp often comes first in the design process – but it translates easily to other applications. Two colt wall lights either side of a bed is the epitome of modernity. Minimalism meets innovation.”



WALL PLATE