

## CLOUDESLEY SMALL CHANDELIER

Inspired by the Georgian street name, the home of CTO's London showroom, made from brass or bronze with sandblasted glass shades, the Cloudesley chandelier creates a heavenly effect.

### FINISH

satin brass with matt opal glass shades  
CLOCHSSBGO

dark bronze with matt opal glass shades  
CLOCHSBZGO

### SUSPENSION

drop rod with ceiling box

please specify the required overall drop from the ceiling to the bottom of the fitting

### BULBS

240v - 4 x E27, 60w max (or 8w LED 2700k)

120v - 4 x E26, 60w max (or 8w LED 2700k)  
(no bulbs supplied)

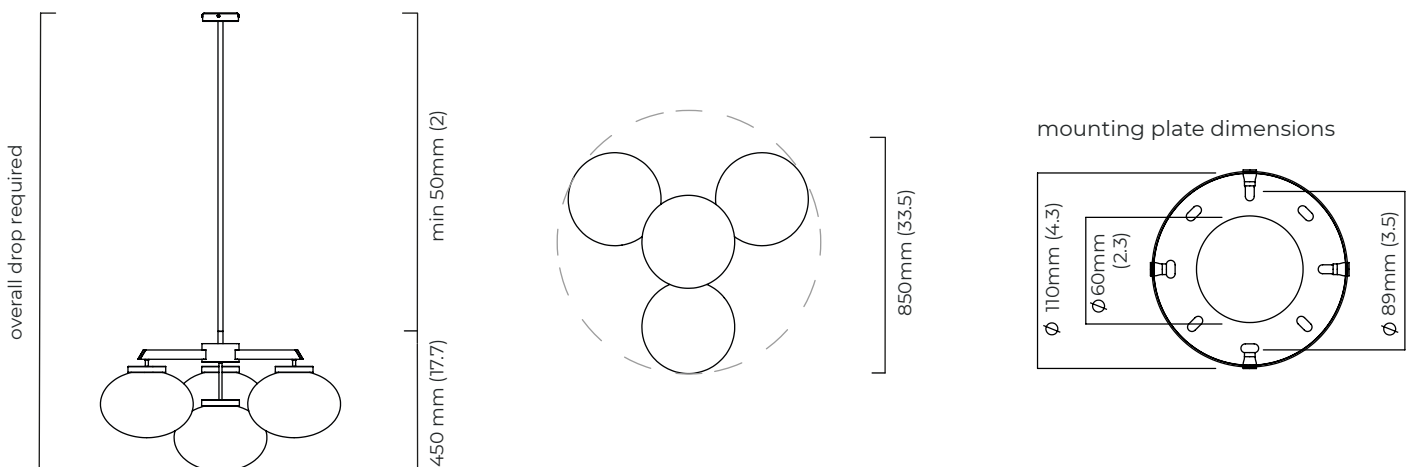
### WEIGHT

11kg (24.3lbs)

### CERTIFICATION



E492308



## CLOUDESLEY MEDIUM CHANDELIER

Inspired by the Georgian street name, the home of CTO's London showroom, made from brass or bronze with sandblasted glass shades, the Cloudesley chandelier creates a heavenly effect.

### FINISH

satin brass with matt opal glass shades  
CLOCHMSBGO

dark bronze with matt opal glass shades  
CLOCHMBZGO

### SUSPENSION

drop rod with ceiling box

please specify the required overall drop from the ceiling to the bottom of the fitting

### BULBS

240v - 7 x E27, 60w max (or 8w LED 2700k)  
120v - 7 x E26, 60w max (or 8w LED 2700k)  
(no bulbs supplied)

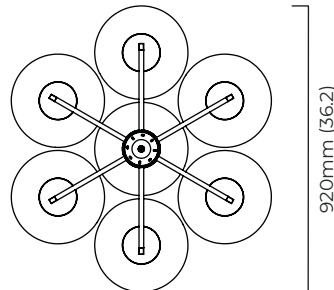
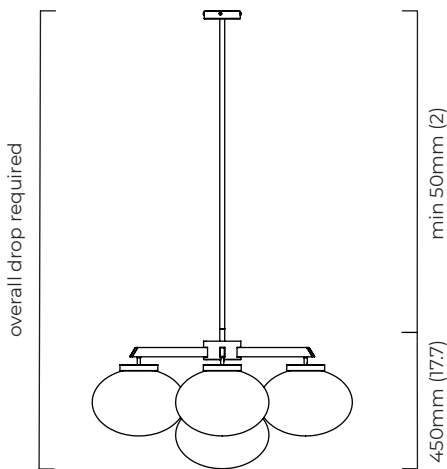
### WEIGHT

18kg (39.7lbs)

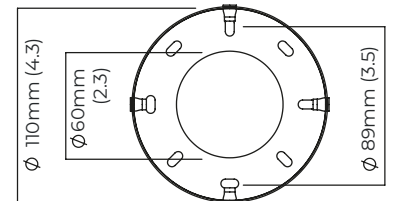
### CERTIFICATION



E492308



ceiling rose back plate



## CLOUDESLEY LARGE CHANDELIER

Inspired by the Georgian street name, the home of CTO's London showroom, made from brass or bronze with sandblasted glass shades, the Cloudesley chandelier creates a heavenly effect.

### FINISH

satin brass with matt opal glass shades  
CLOCHLSBGO

dark bronze with matt opal glass shades  
CLOCHLBZGO

### SUSPENSION

drop rod with ceiling box

please specify the required overall drop from the ceiling to the bottom of the fitting

### BULBS

240v - 16 x E27, 60w max (or 8w LED 2700k)

120v - 16 x E26, 60w max (or 8w LED 2700k)  
(no bulbs supplied)

### WEIGHT

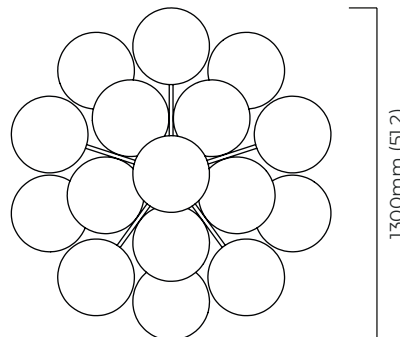
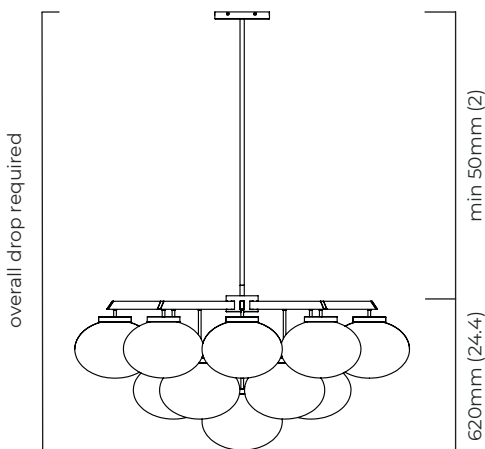
41kg (90.4lbs)

additional support around junction box required for installation

### CERTIFICATION



E492308



mounting plate dimensions

