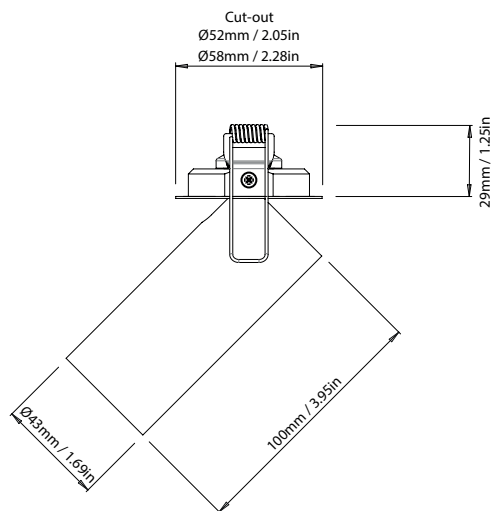



cloud mini butterfly

origin

circular product

cloud mini butterfly origin




cloud mini butterfly origin

When an old Orluna light comes to the end of its life, or is faulty, instead of throwing it away, we kindly ask you to return it to us.

1

3

The fully repaired and tested product enters back into our stock –with a brand new warranty.

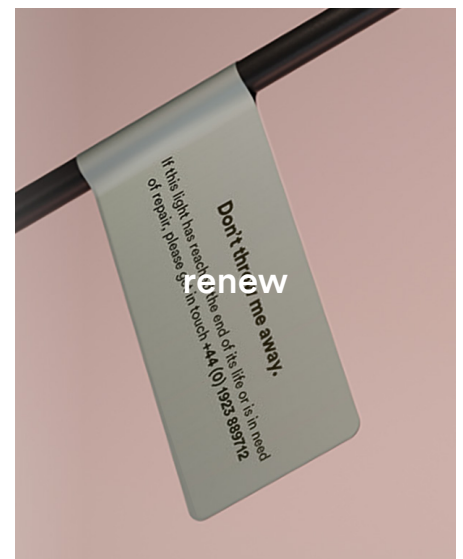


The 'new' light fitting is despatched to a new customer.

4

2

Once we've received the unwanted or faulty fitting, it's dismantled, repaired and renewed with a new LED and PCB.



circular product

orluna



cloud mini butterfly origin

circular product

		2700K						
		SPOT	SOFT				SPECIALITY	
LIGHT VALUES		Spot	Narrow	Medium	Wide	Flood	Crisp	Linear
	Beam Width FWHM	14°	25°	28°	39°	48°	33°	10x45°
	Initial Lumens	739	1045	1045	1045	1045	1045	739
	Engine Lumens	341	741	812	839	826	837	280
	Luminaire Lumens	229	567	682	679	634	686	190
	Engine Lm/W	50	71	77	80	79	80	41
	Luminaire Cd	3149	1798	2342	1458	989	2056	484
POWER	Voltage	34V	35V				34V	
	Drive Current	200mA	300mA				200mA	
	Circuit Power (typ)	8W	11.8W				8W	

		3000K						
		SPOT	SOFT				SPECIALITY	
LIGHT VALUES		Spot	Narrow	Medium	Wide	Flood	Crisp	Linear
	Beam Width FWHM	14°	25°	28°	39°	49°	33°	10x45°
	Initial Lumens	776	1095	1095	1095	1095	1095	776
	Engine Lumens	357	778	849	883	867	879	295
	Luminaire Lumens	241	594	712	705	665	723	202
	Engine Lm/W	53	74	81	84	83	84	43
	Luminaire Cd	3294	1854	2429	1536	1030	2226	470
POWER	Voltage	34V	35V				34V	
	Drive Current	200mA	300mA				200mA	
	Circuit Power (typ)	8W	11.8W				8W	

Binning SDCM (Hot)	2	
CRI (typ)(R9)	98 (99)	
TM30 Rf Rg	Rf 93.8 Rg 101.9	
Lifetime (TM21)	L90 B5 50,000hrs (inc driver)	
Lifetime (Calculated)	L70 426,000hrs	
DRIVER	Protocols	Mains Dim / DALI / 0-10V / Non-dim
	Dim to Dark	0.1% Lux
	Distance from LED	20m / 65' (series wiring)
	Emergency	Emergency packs available

SPECIFICATION CODE

Engine type	Bezel	Colour Temp	Driver	Beam Width	Bezel Colour	Baffle Colour	Options
OR	CMY	27	M	M	W	BB	54 H
		27 / 2700K 30 / 3000K	M / Mains Dim D / DALI 0 / 0-10v N / Non Dim X / No Driver	S / Spot N / Narrow M / Medium W / Wide F / Flood C / Crisp L / Elliptical Linear	W / White RAL 9010 D / White RAL 9003 B / Black RAL 9005 C / Other RAL A / Black Anodised J / Antique Bronze G / Polished Brass K / Brushed Chrome L / Polished Chrome F / Satin Grey P / Brushed Brass Z / Other Metallic	BB / Black 9005 WB / White 9010 DB / White 9003 CB / Other RAL AB / Black Anodised JB / Antique Bronze MB / Polished Brass KB / Brushed Chrome LB / Polished Chrome FB / Satin Grey PB / Brushed Brass ZB / Other Metallic	54 / IP54 C / Constant Torsion H / Honeycomb N / Frosted Lens F- / 60 min Fire Rated Hood K / Click Connector Z / LSZH Cable E / 3hr Emergency Y5 / 5m Cable Y / 10m Cable

03/05/23