



AJ TABLE

The fixture emits downward directed light. The angle of the shade can be adjusted to optimize light distribution. The shade is painted white on the inside to ensure a soft comfortable light.



Arne Jacobsen

Arne Jacobsen was born and raised in Copenhagen. In 1927, he graduated as an architect from the Royal Danish Academy of Fine Arts in Copenhagen. After graduating, he obtained his first job at the office of the City Architect of Copenhagen launching his own office only two years later.



Set location:
Alpha Dominche



Set location - The Qvest

Product info

Information

The white version is supplied with a white cable. The other versions are supplied with a black cable.

Mounting

Cable type: Plastic cord with plug. Cable length: 2.4 m. Light control: Switch on lamp stand.

Finish

White, Black, Pale Petroleum, Warm Sand, Soft Lemon, Electric Orange, Dusty Blue, Warm Grey, 湿漆。经过抛光处理的不锈钢。

Materials

Shade: Spun steel or stainless steel. Base: Die cast zinc or stainless steel. Stem: Steel or stainless steel.

Class

Ingress protection IP20. Electric shock protection II.

Specification notes

The white version is supplied with a white cable. The other versions are supplied with a black cable. The innovation of light sources is ongoing. Consequently we only inform about the max. wattages.

Light source

1x20W E27
Max. diameter: 55 mm

Information

The white version is supplied with a white cable. The other versions are supplied with a black cable.



Related products



AJ Mini Table



AJ Royal



AJ Garden Bollard



AJ Oxford Table Lamp



AJ Floor



AJ Wall



AJ 50 Wall

Product variants

Colour	Cable type	Light source
<input checked="" type="radio"/> Aubergine	Blk pl	1x20W E27
<input checked="" type="radio"/> Black	Wht pl	
<input checked="" type="radio"/> Dark green		
<input checked="" type="radio"/> Dark grey		
<input checked="" type="radio"/> Dusty blue		
<input checked="" type="radio"/> Electric orange		
<input checked="" type="radio"/> Light grey		
<input checked="" type="radio"/> Midnight blue		
<input checked="" type="radio"/> Pale petroleum		
<input checked="" type="radio"/> Rusty red		
<input checked="" type="radio"/> Soft lemon		
<input checked="" type="radio"/> Stainless steel polished		
<input checked="" type="radio"/> Warm grey		
<input checked="" type="radio"/> Warm sand		
<input checked="" type="radio"/> White		
<input checked="" type="radio"/> Yellow ochre		

Product description

Terse and iconic design

A semi-conical fixture head.

An arm fixed to a round mounting box holds the fixture head.

Fixture head pivots to direct light as needed.

Different colour variants.

Is a member of a product family for both outdoor and indoor.

Mounting

Portable fixture plugs into standard wall outlet.

Light description

The fixture emits glare free, directed light.

Terse and iconic design

Combined direct and indirect light ensures directed light with soft shadows

The shade is painted white on the inside to ensure a soft comfortable light distribution.

Design

Arne Jacobsen

Material

Fixture head and wall box: spun steel, 1.5mm (0.06") thick, wet painted.

Arm: extruded steel, 1.5mm (0.06") thick, wet painted.

Base: cast zinc plated steel, 1.5mm (0.06") thick.

Switch: on/off, phenolic, on base.

Socket: Porcelain, medium base for A-19, frosted envelope lamps.

Weight

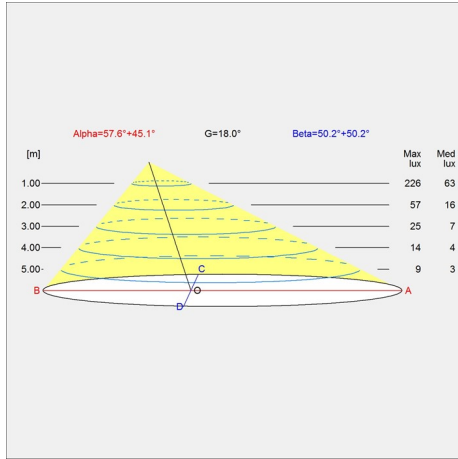
Min: 0.813 kg Max: 3.063 kg

Finish

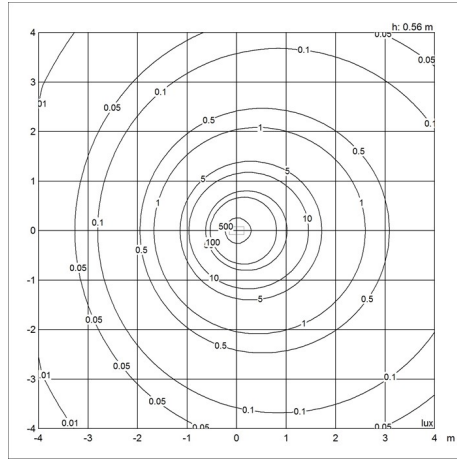
Aubergine, Black, Dark green, Dark grey, Dusty blue, Electric orange, Light grey, Midnight blue, Pale petroleum, Rusty red, Soft lemon, Stainless steel polished, Warm grey, Warm sand, White, Yellow ochre

Light distribution diagrams

Cartesian



Isolux



Polar

