



AJ EKLIPTA

The fixture emits soft comfortable light. The glass is designed to provide a uniformly lit surface. The three-layer mouth-blown opal glass shade has a transparent edge, providing a decorative halo of light around the fixture.



Arne Jacobsen

Arne Jacobsen was born and raised in Copenhagen. In 1927, he graduated as an architect from the Royal Danish Academy of Fine Arts in Copenhagen. After graduating, he obtained his first job at the office of the City Architect of Copenhagen launching his own office only two years later.



Sparekassen
Vendsyssel



Idrottens Hus

Product info

Environmental Product Specification

This product is compliant with the requirements contained in the European Directives, RoHS Directive 2011/65 and 2015/863. This product is designed so that 100% of the product can be disassembled and reused.

Information

Only Wall mounted E27 versions for outdoor use. For LED fixtures without glass, Emergency lighting or LED replacement kits please contact Louis Poulsen. The innovation of the LED technology is constant. The specifications mentioned are based on present technology. Ø220: Compatible with leading edge mains dimmers. Please note that low power consumption on some products can affect dimming properties.

Mounting

Terminal block: Ø 220: 3x2,5mm², Ø 350/Ø 450: 5x2,5mm². Looping: Approved, Ø 220 mm: Max. 3x1,5mm², Ø 350/Ø 450: Max. 5x1,5mm². Ballast positioning: In ceiling/wall box.

Finish

White, powder coated. White opal glass.

Materials

Ceiling/Wall box: Die cast aluminium or spun aluminium. Diffuser: Mouth-blown white opal glass.

Sizes and weights

Width x Height x Length (mm) | 220 x 105 x 220 Max 0.6 kg | 450 x 100 x 450 Max 6.2 kg | 350 x 100 x 350 Max 3.6 kg

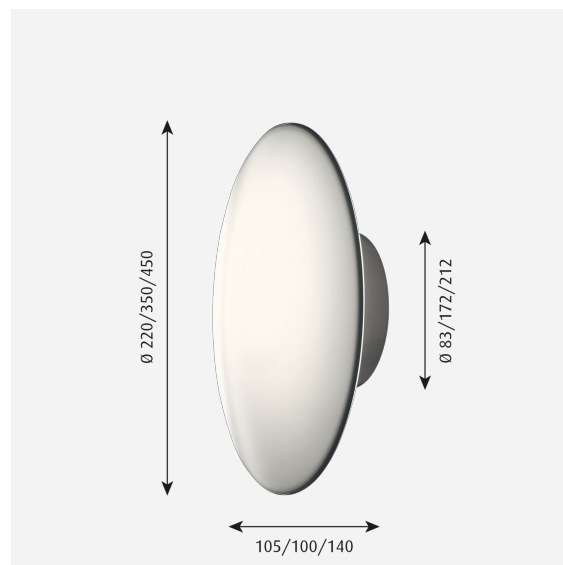
Class

Ingress protection. LED ceiling/wall: IP20. Ø220: IP20. E27 Ø350/450 Ceiling: IP20. E27 Ø350/450 Wall: IP44. Electric shock protection I w. ground.

Information

Only Wall mounted E27 versions for outdoor use. For LED fixtures without glass, Emergency lighting or LED replacement kits please contact Louis Poulsen. The innovation of the LED technology is constant. The specifications mentioned are based on present technology.

Ø220: Compatible with leading edge mains dimmers. Please note that low power consumption on some products can affect dimming properties.



Related products



AJ Eklipta



AJ Eklipta

Product variants

Dimension	Light source	Lumen	Body	Lighting control
Ø 220	-	-	BOX W/O SIDE CABLE HOLES	-
Ø 350	1x60W E27	1770	BOX W/SIDE CABLE HOLES	Dali
Ø 450	LED 2700K 7.8W	324		
	LED 3000K 23W	334		
	LED 3000K 7.6W	737		
	LED 3000K 8.8W			

Product description

The circular surface mounted product is a wide family of variants.

Iconic design

Three dimensions

High quality finish 3-layer mouth blown glass

Simple installation in stamped aluminium housing

Thump screws and nut easily secure glass to housing

Outer diameter of housing kept throughout luminaire history allowing for change from earlier versions of the product to latest LED version.

Glass front can be reused with

Easy to maintain

Mounting

Simple installation on wall or ceiling surface

Mounted directly over recessed 4" octagonal junction box (USA only)

Light description

The fixture emits a soft comfortable light without any glare.

A large proportion of light is reflected back onto mounting surface to reduce contrast

Luminance highest in center fading towards edge

The three layer glass has a transparent edge providing a decorative halo of light around the fixture

The hand made glass

The diffuser construction diffuses light so the individual led is not visible.

Using high efficient high power LEDs the Tc of each LEDs is managed efficiently and kept low.

Custom made LED boards with lens optics ensure the perfect distribution of light in the glass front and on the lower reflector.

Efficient luminaire

LED board is replaceable

Dimmable, small version dimmable with phase dimming

Design

Arne Jacobsen

Material

Three layer mouth-blown glass with a human touch and detailing

Powder coated housing in high gloss white coating.

Weight

Min: 0.481 kg Max: 6.238 kg

Dimensions

Ø 220, Ø 350, Ø 450

Other functions

Sensor option available for some sizes
Programmable driver with stand-by and hold function

Finish

White

Spare parts & accessories

Product	Variant number
AJ Eklipta Ø220 glass	5743590005
AJ Eklipta Ø350 glass	5743590018
AJ Eklipta Ø450 glass	5743590021
AJ Eklipta Ø220 diffuser KIT	5743591305