

approx 2kg (4.5lb)

- PENDANTS: one
- CABLE LENGTH: 2350mm (72')
- LAMPING: 1.5w LED
- PLUG TYPE: Type A - 110V  
Type C - 230V  
Type G - 230V  
Type I - 230V
- INSTALLATION: preset length, composed during installation. May also be wall mounted.
- MATERIALS: blown glass, copper mesh, black flexible cord with brass base and dial control
- WEIGHT: approximately 2kg (4.5lb)
- POWER SUPPLIES: integral

#### DESCRIPTION

The 't' designation in this variation on the 84 refers to its use as a table light. The table light has a 2350mm (72') long flexible cable with dial control for on/off/dimming. There is notch on the back of the pendant base and dial control for wall mounting.

A white glass bubble is captured inside a fine copper mesh basket and then plunged into hot clear glass. Air is blown into the matrix to gently push the white glass through the mesh, creating a delicate pillowed form that is suspended inside the thick outer layer of clear glass. Sometimes the copper mesh basket folds and crinkles, adding specificity to each piece.

#### NOTES

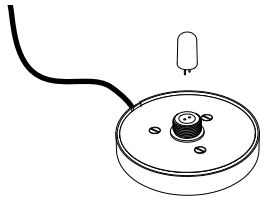
- + Purchase replacement lamps online at [www.bocci.com/shop/bulbs](http://www.bocci.com/shop/bulbs)
- + **The brass base and dial control are untreated and, as such, will develop a natural patina over time.**

US Patent Pending  
EU Patent # 003611144-0001 to 0004  
Table light EU Patent # 007775283-0001

Made in Vancouver, Canada

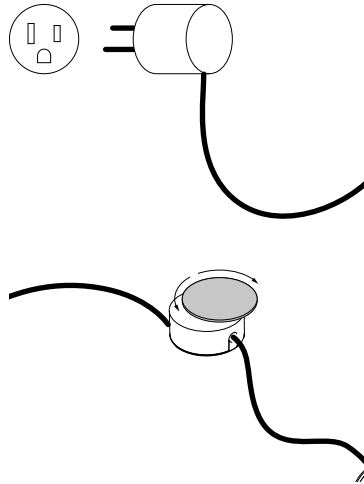
Vancouver  
[sales@bosci.com](mailto:sales@bosci.com)  
[www.bosci.com](http://www.bosci.com)

Berlin  
[europa@bosci.com](mailto:europa@bosci.com)  
[www.bosci.com](http://www.bosci.com)



1


Bocci LED lamps included.  
Plug the lamp into the socket carefully.



2

Plug in table light. Turn the dial to check power to lamp is working correctly.

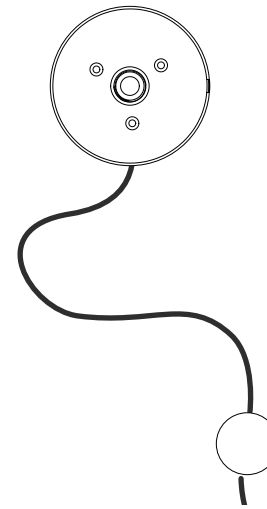
WALL MOUNTED



3

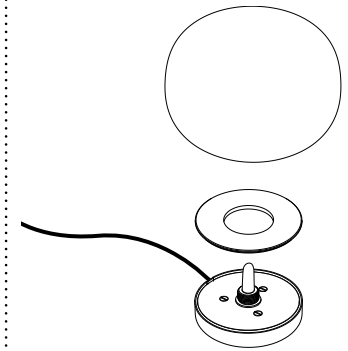
For wall mounted:  
Mark hanging location on wall. Insert appropriate anchor and screw (not included) in the wall.

WALL MOUNTED



4

For wall mounted:  
Hang the pendant and dial on the wall. Position the flexible cord as desired.



5

Place the plate adapter on the base and gently thread glass on.  
Clean fingerprints from surfaces.

For additional assistance,  
please contact Bocci:

Vancouver  
sales@bocci.com  
www.bocci.com

Berlin  
europe@bocci.com  
www.bocci.com

US Patent Pending  
EU Patent # 003611144-0001 to 0004  
Table light EU Patent # 007775283-0001

Made in Vancouver, Canada

TABLE LIGHT

84t

PRODUCT INSTALLATION INSTRUCTIONS

© 2022, Bocci Design and Manufacturing Inc. All rights reserved. Any inquiries should be directed to: info@bocci.com

**BOCCI**