

- PENDANTS: one
- CABLE LENGTH: 2290mm (90')
- LAMPING: 1.5w LED
- PLUG TYPE: Type A - 110V  
Type C - 230V  
Type G - 230V  
Type I - 230V
- INSTALLATION: preset length, composed during installation. May also be wall mounted.
- MATERIALS: dipped glass, black flexible cord with brass base and dial control
- WEIGHT: approximately 1.5kg (3.4lb)
- POWER SUPPLIES: integral

#### DESCRIPTION

The 't' designation in this variation on the 57 refers to its use as a table light. The table light has a 2290mm (90') long flexible cable with dial control for on/off/dimming. There is notch on the back of the pendant base and dial control for wall mounting.

57 is an exploration of a technique used for producing closed cell foam. The process involves trapping voids of air of different sizes and configurations within a glass matrix, yielding a shape loosely referencing a rain cloud. These pockets of air remain invisible when the piece is off, but come alive to reveal an interior universe when the piece is illuminated. By virtue of the fabrication process, each piece is completely unique.

#### NOTES

- + Purchase replacement lamps online at [www.bocci.com/shop/bulbs](http://www.bocci.com/shop/bulbs)
- + **The brass base and dial control are untreated and, as such, will develop a natural patina over time.**
- + **Please note that due to the thick, dark grey glass, the 57t provides ambient light output only.**

US Patent # D796732  
EU Design Patent # 002268581-0001 to 0006  
Table Light EU Patent # 007775283-0001

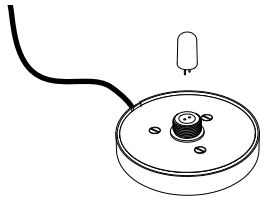
Made in Vancouver, Canada

Vancouver  
[sales@bosci.com](mailto:sales@bosci.com)  
[www.bocci.com](http://www.bocci.com)

Berlin  
[europa@bosci.com](mailto:europa@bosci.com)  
[www.bocci.com](http://www.bocci.com)

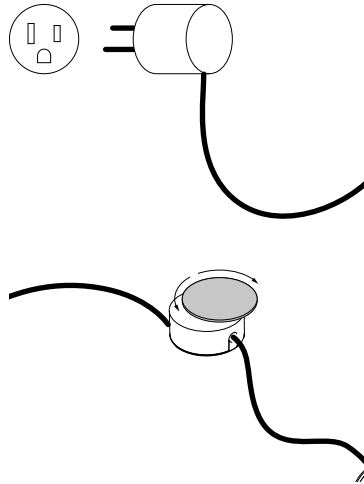
approx 1.5kg (3.4lb)

TABLE LIGHT  
**57t** PRODUCT SPECIFICATION




1

Bocci LED lamps included.  
Plug the lamp into the socket carefully.



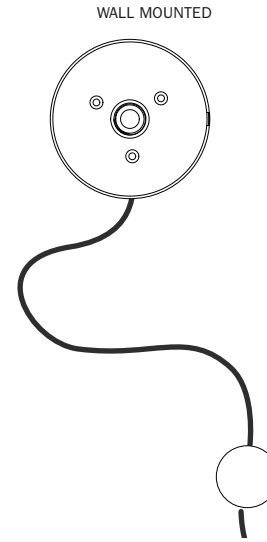
2

Plug in table light. Turn the dial to check power to lamp is working correctly.



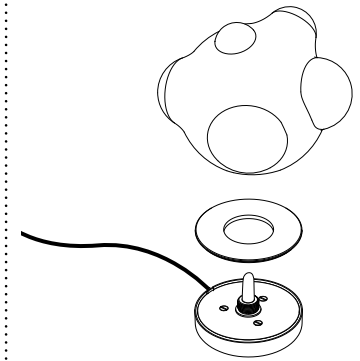
3

For wall mounted:  
Mark hanging location on wall. Insert appropriate anchor and screw (not included) in the wall.



4

For wall mounted:  
Hang the pendant and dial on the wall.  
Position the flexible cord as desired.



5

Place the plate adapter on the base and gently thread glass on.  
Clean fingerprints from surfaces.

For additional assistance,  
please contact Bocci:

**Vancouver**  
sales@bocci.com  
www.bocci.com

**Berlin**  
europe@bocci.com  
www.bocci.com

US Patent # D796732  
EU Design Patent # 002268581-0001 to 0006  
Table Light EU Patent # 007775283-0001

Made in Vancouver, Canada

TABLE LIGHT

57t

PRODUCT INSTALLATION INSTRUCTIONS

© 2022, Bocci Design and Manufacturing Inc. All rights reserved. Any inquiries should be directed to: info@bocci.com

**BOCCI**